



6th EUROPEAN HANDBALL CHAMPIONSHIP / EURO 2004

CUMULATIVE STATISTICS

Croatia (CRO)

After 8 Matches

Coach: CERVAR Lino

YC Coach: 4

Time outs: 14 Avg. Time outs: 1.8

No.	Name	M	Total			All Goals / Shots							Punishments					Offence			Defence			TP		
			P	Goals	Shots	%	7mP	7m%	6mC	Wing	BT	9m	FB	YC	RC	2M	2+2	EX	AS	R7	TF	ST	BS		P7	
1	KELENTRIC Mario	4																								02:24:26
2	KALEB Niksa	8	21	34	62			1/1	13/23	1/1	1/1	5/8	3		4	1		1		6	5	1	5			07:29:33
3	SULIC Renato	8	19	30	63			14/23			0/1	5/6	4		9			6	9	11	6	2	1			05:21:28
4	BALIC Ivano	6	26	50	52			1/1	1/1	3/4	21/44	1		2			16	6	14				2		03:37:00	
5	VUKAS Ivan	3	6	18	33				/1	5/10	1/7			1			3	2	2	1	1				01:13:16	
6	LACKOVIC Blazenko	8	33	54	61	1/2	50	2/2	1/1	16/20	13/29			4			8	2	12				4		03:46:09	
7	ZRNIC Vedran	5	1	4	25				/2	1/2									5	1	1	1			01:18:10	
9	VORI Igor	8	7	12	58			5/7				2/5	2		5			4	3	5	3	1	1			03:12:10
10	DOMINIKOVIC Davor	3	2	6	33					1/1	1/5		1		3			5		4		2	1			01:02:07
11	DZOMBA Mirza	8	46	64	72	10/11	91	2/5	20/28	1/1	1/2	12/17	1				6	2	7	4			3		06:58:39	
12	SOLA Vlado	6																		2						03:35:32
14	VALCIC Tonci	8	18	35	51			1/1	/1	2/3	14/29	1/1	3		2		6	1	9	1	3	3			03:48:53	
15	GOLUZA Slavko	8	19	32	59	15/19	79	1/1		2/3	1/8	/1	2		1		10	1	3	3	2	1			03:05:01	
16	MATOSEVIC Valter	7		1	0						0/1															02:00:02
18	SPOLJARIC Denis	8	3	5	60				/1	1/2	2/2		4		5		2		2	2	11	7			03:12:02	
19	METLICIC Petar	5	21	38	55			1/1	1/2	6/8	11/25	2/2	2		3		11	5	13	3	9	2			03:55:32	
Totals			222	383	58	26/32	81	28/42	36/60	39/55	66/154	27/40	23		39	1		78	31	96	29	33	31			08:00:00

Goalkeepers	M	Total			ALL Saves / Shots										
		P	Saves	Shots	%	7mP	7m%	6mC	Wing	BT	NS	NS%	9m	9m%	FB
1	Kelentric	4	36	103	35	/6	0	1/19	10/23	1/5	12/47	26	20/36	56	4/14
12	Sola	6	51	146	35	/11	0	4/17	17/38	1/8	22/63	35	27/59	46	2/13
16	Matosevic	7	24	83	29	3/10	30	2/7	2/19	/4	4/30	13	15/37	41	2/6
Totals			111	332	33	3/27	11	7/43	29/80	2/17	38/140	27	62/132	47	8/33

Attacks

Team	All		Majority		Minority		Pos.		FB		Ind. FB		Team FB		TF	TF %
	G/Att.	%	G/Att.	%	G/Att.	%	G/Att.	%	G/Att.	%	G/Att.	%	G/Att.	%		
CRO	222/442	50	41/75	55	16/50	32	195/394	49	27/48	56	2/2	100	25/46	54	99	22

Key:

6mC : 6 Metre Centre Shots	Wing : Wing Shots	9m : 9 Metre Shots	7mP : 7 Metre Penalty Shots
FB : All Fast Breaks	BT : Breakthroughs	EX : Exclusions	% : Efficiency
Pos. : Position Attacks	RC : Red Cards	2M : 2 Minute Suspensions	YC : Yellow Cards
Ind. FB : Individual Fast Break	Team FB : Team Fast Breaks	TP : Time Played	TF : Technical Faults
Prop % : Proportion of Goals	ST : Steals	R7 : Received 7m-Fouls	P7 : Penalty Fouls
AS : Assists	BS : Blocked Shots	Majority : Player Majority	Minority : Player Minority
G / Att. : Goals / Attacks	2+2 : 2+2 Minute Suspensions	NS : Near Shots (incl. 6mC, BT, Wing)	



6th EUROPEAN HANDBALL CHAMPIONSHIP / EURO 2004 CUMULATIVE STATISTICS

Croatia (CRO)

After 8 Matches

Overview of Shot Distribution

Players Goals/Shots

2 KALEB Niksa

/1	5/7	
2/3		
5/9	3/6	6/6

1-Missed 1-Post

3 SULIC Renato

		2/2
1/3		1/3
6/6	2/5	7/8

1-Missed 2-Post

4 BALIC Ivano

4/5	1/3	3/5
2/5	/1	1/2
7/7	/1	8/11

3-Missed 5-Post 2-Blocked

5 VUKAS Ivan

		/1
1/2	/3	3/5
1/1		1/2

3-Missed 1-Post

6 LACKOVIC Blazenko

2/2		3/3
3/4	/2	3/5
11/16	3/4	8/8

2-Missed 5-Post 3-Blocked

7 ZRNIC Vedran

	/1	
/1	1/1	

1-Missed

9 VORI Igor

	4/5	1/1
/2		/1
1/1		1/1

1-Post

10 DOMINIKOVIC Davor

	1/1	1/1

2-Missed 2-Blocked

11 DZOMBA Mirza

4/4	4/9	3/4
1/3	1/2	4/9
13/13	3/3	13/14

2-Post

14 VALCIC Tonci

1/1	2/3	1/1
/2		2/5
4/5	/1	8/11

1-Missed 2-Post 3-Blocked

15 GOLUZA Slavko

1/1	1/1	4/4
/2	/1	4/6
5/6	/3	4/4

1-Missed 1-Post 2-Blocked

18 SPOLJARIC Denis

	/1	
/1		
1/1	1/1	1/1

19 METLICIC Petar

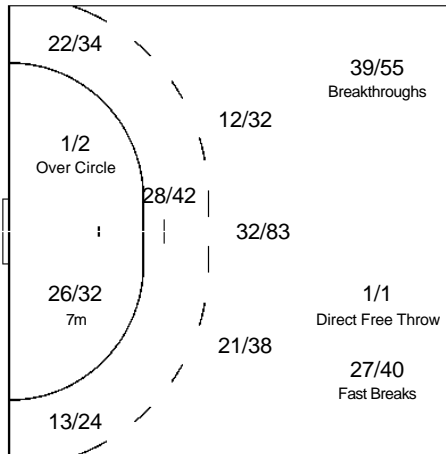
3/3	/2	2/2
1/2		2/3
6/6	1/1	6/8

2-Missed 4-Post 5-Blocked

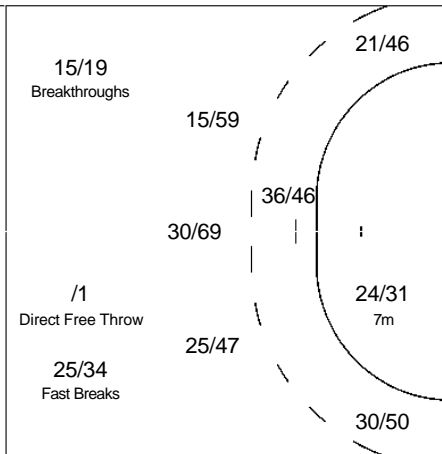
Team Goals/Shots		
15/17	17/32	19/23
11/29	1/9	20/39
60/72	15/27	64/75

17-missed 25-Post 17-Blocked

Offence



Defence



Goalkeepers

Goals/Shots		
8/24	6/33	7/28
19/30	6/9	19/35
31/89	7/31	8/53

20-missed 18-Post 32-Blocked

1 Kelentric

1/5	1/11	3/10
7/11	1/4	9/15
8/22	3/10	3/15

4-missed 1-Post 6-Blocked

12 Sola

3/12	4/17	3/9
10/15	2/2	6/12
15/45	4/8	4/26

8-missed 14-Post 17-Blocked

16 Matosevic

4/7	1/5	1/9
2/4	3/3	4/8
8/22	/13	1/12

8-missed 3-Post 9-Blocked



6th EUROPEAN HANDBALL CHAMPIONSHIP / EURO 2004

CUMULATIVE STATISTICS

Czech Republic (CZE)

After 6 Matches

Coach: TRTIK Rastislav

YC Coach: 1

Time outs: 6 Avg. Time outs: 1.0

No.	Name	M	Total			All Goals / Shots							Punishments					Offence			Defence			TP
			P	Goals	Shots	%	7mP	7m%	6mC	Wing	BT	9m	FB	YC	RC	2M	2+2	EX	AS	R7	TF	ST	BS	
2	NOCAR Karel	4	12	19	63	1/1	100		9/13	1/1	0/3	1/1	2		1			3	1	6	1	2	3	03:21:38
3	BRŮNA Michal	5	15	36	42			1/3	/1	3/4	11/28		1		3			9	1	18	3		1	02:00:20
4	HRUBY Petr	6	8	10	80	1/2	50	2/3	1/1			4/4	2					7	4		2			01:53:36
5	ZEMANEK Jaroslav	3	6	18	33			1/2	1/1		4/15				1			2	2	1	1		1	00:59:23
6	KRAUS Michal	6	9	18	50				1/5			8/13	2		1				1	9	5		1	02:23:23
7	KUBES Daniel	6	12	19	63			1/2	/1	2/2	7/10	2/4	4		5			5		9	5	4	2	02:53:42
9	JICHA Filip	6	22	56	39	2/2	100	1/1	1/3	3/5	15/45		1		1			6	2	12	3		1	03:03:03
10	FILIP Jan	6	23	44	52	2/6	33		11/23		0/3	10/12	1		3			1	5	6	2		3	03:50:55
11	FARAR Roman	6											1		3			1		1	2	6		02:26:48
12	MUSIL Radek	5																1		1				01:05:37
13	BERKA Milan	4	15	28	54			/1	1/1	6/7	7/17	1/2			2			8	2	8	1		3	01:32:05
14	HEINZ Tomas	3	8	15	53			2/2	1/7	2/2		3/4			2			4		6	2		2	02:47:36
15	RADCENKO Alexandr	6	15	38	39			2/5	/1	2/2	11/30		3		1			10	2	13	1		4	03:51:33
16	GALIA Martin	6													1			9		7	1			04:56:23
17	JURICEK David	6	32	44	73	8/12	67	15/20				9/12	1		8			5	3	6	3		2	04:53:58
Totals			177	345	51	14/23	61	25/39	26/57	19/23	55/151	38/52	18		32			71	23	103	32	12	23	06:00:00

	Goalkeepers	M	Total			ALL Saves / Shots											
			P	Saves	Shots	%	7mP	7m%	6mC	Wing	BT	NS	NS%	9m	9m%	FB	
12	Musil	5	14	54	26	1/4	25	1/12	4/11	1/5	6/28	21	6/17	35	1/5		
16	Galia	6	86	248	35	4/19	21	8/49	25/47	10/38	43/134	32	31/63	49	8/32		
Totals			100	302	33	5/23	22	9/61	29/58	11/43	49/162	30	37/80	46	9/37		

Attacks

Team	All		Majority		Minority		Pos.		FB		Ind. FB		Team FB		TF	TF %
	G/Att.	%	G/Att.	%	G/Att.	%	G/Att.	%	G/Att.	%	G/Att.	%	G/Att.	%		
CZE	177/400	44	39/69	57	21/56	38	139/331	42	38/69	55	2/2	100	36/67	54	107	27

Key:

6mC : 6 Metre Centre Shots	Wing : Wing Shots	9m : 9 Metre Shots	7mP : 7 Metre Penalty Shots
FB : All Fast Breaks	BT : Breakthroughs	EX : Exclusions	% : Efficiency
Pos. : Position Attacks	RC : Red Cards	2M : 2 Minute Suspensions	YC : Yellow Cards
Ind. FB : Individual Fast Break	Team FB : Team Fast Breaks	TP : Time Played	TF : Technical Faults
Prop % : Proportion of Goals	ST : Steals	R7 : Received 7m-Fouls	P7 : Penalty Fouls
AS : Assists	BS : Blocked Shots	Majority : Player Majority	Minority : Player Minority
G / Att. : Goals / Attacks	2+2 : 2+2 Minute Suspensions	NS : Near Shots (incl. 6mC, BT, Wing)	



6th EUROPEAN HANDBALL CHAMPIONSHIP / EURO 2004 CUMULATIVE STATISTICS

Czech Republic (CZE)

After 6 Matches

Overview of Shot Distribution

Players Goals/Shots

2 NOCAR Karel

1/1	/1	1/1
1/4	1/1	1/2
4/4	3/3	

1-Missed 1-Post

3 BRŮNA Michal

/1	1/2	1/1
4/7		2/2
4/7	1/1	2/3

5-Missed 1-Post 6-Blocked

4 HRUBY Petr

		1/1
		/1
5/5	1/1	1/1

1-Post

5 ZEMANEK Jaroslav

	/1	
/1	/1	1/1
2/2		3/6

1-Missed 2-Post 3-Blocked

6 KRAUS Michal

5/5	/1	
/4		/1
	3/3	1/1

1-Missed 2-Post

7 KUBES Daniel

	/1	
2/3		
4/4	2/3	4/5

1-Missed 2-Blocked

9 JICHA Filip

3/4	2/3	1/2
/2	/5	4/6
5/9		7/7

8-Missed 4-Post 6-Blocked

10 FILIP Jan

2/2	2/4	7/9
2/5		3/6
3/4	2/2	2/3

4-Missed 4-Post 1-Blocked

11 FARAR Roman

13 BERKA Milan

	2/2	2/3
/1	/2	1/1
4/6	1/1	5/5

2-Missed 1-Post 4-Blocked

14 HEINZ Tomas

/1	2/2	
		1/2
2/2	/1	3/6

1-Post

15 RADCENKO Alexandr

		3/3
/1	/2	/1
5/7	3/5	4/4

5-Missed 5-Post 5-Blocked

17 JURICEK David

6/7	1/2	4/4
4/8		/1
11/11		6/7

1-Missed 3-Post

Goalkeepers

Goals/Shots

4/25	10/39	12/26
17/29	9/11	11/21
13/61	6/25	18/65

18-missed 17-Post 11-Blocked

12 Musil

/7	1/10	4/6
2/4	1/1	/2
2/7	1/6	3/11

2-missed 3-Post 1-Blocked

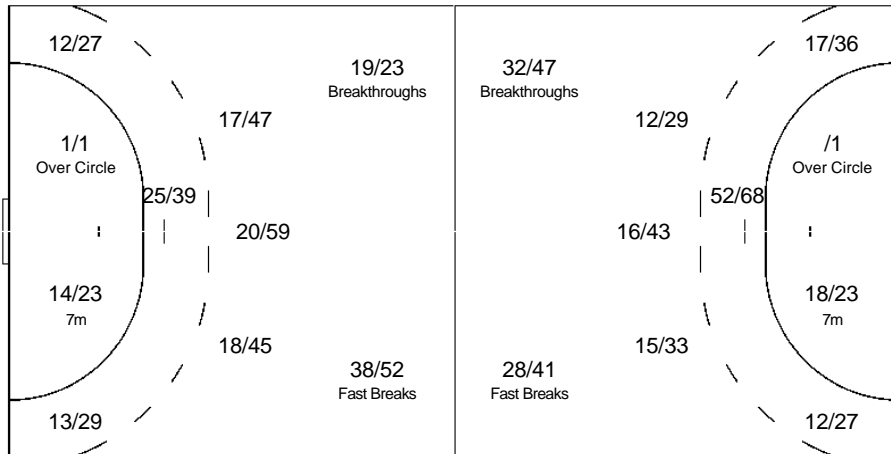
16 Galia

4/18	9/29	8/20
15/25	8/10	11/19
11/54	5/19	15/54

16-missed 14-Post 10-Blocked

Offence

Defence



Team

Goals/Shots

17/21	10/19	20/24
13/36	1/11	13/24
49/61	16/20	38/48

29-missed 25-Post 27-Blocked



6th EUROPEAN HANDBALL CHAMPIONSHIP / EURO 2004

CUMULATIVE STATISTICS

Denmark (DEN)

After 8 Matches

Coach: WINTHER Torben

Time outs: 8 Avg. Time outs: 1.0

No.	Name	M	Total			All Goals / Shots							Punishments					Offence			Defence			TP
			P	Goals	Shots	%	7mP	7m%	6mC	Wing	BT	9m	FB	YC	RC	2M	2+2	EX	AS	R7	TF	ST	BS	
1	HVIDT Kasper	8		1	0							/1						1	2	1				06:18:09
2	BJERRE Morten	1	4	7	57				/1	1/2	2/2	1/2						4						00:32:08
3	NIELSEN Kasper	8	21	41	51			/1	/2	2/2	15/32	4/4			2			8		5	2	1	2	02:25:59
4	JÖRGENSEN Klavs H Br	8	21	57	37				1/2	2/4	18/51			3				15		15	1			03:49:30
5	LAEN Torsten	3	5	7	71			4/6				1/1	1		1				1				2	00:38:54
6	JÖRGENSEN Lars	8	2	4	50			/1			2/2	/1	6		11			1	1	3	5	16	6	04:11:38
8	JENSEN Jesper	3	2	4	50	/1	0		1/1		1/2							2		5			1	00:32:04
9	CHRISTIANSEN Lars	7	32	52	62	6/9	67	2/3	15/28	1/1		8/11	2		3			3	1	4	3		3	06:49:17
10	BOLDSEN Joachim	8	23	33	70	2/2	100	4/4	1/1	5/6	5/14	6/6	3		2			14	8	4	7	7	1	04:23:24
11	SCHNUCHEL Boris	2	6	8	75				2/2	1/1		3/5			1					4	1		1	01:06:32
12	BRUUN Michael	7																						01:41:47
14	KNUDSEN Michael	8	40	49	82			36/44		1/1	1/2	2/2	4		8			10	9	7	10	8	3	06:05:58
15	JAKOBSEN Claus	8	9	27	33	/1	0	2/4	/1	3/6	4/14	/1	2		3			10	1	14	1		2	03:38:00
17	STRYGER Sören	7	34	42	81	8/10	80	4/5	15/19	1/1		6/7	2		3			3	1	5	6		1	06:27:45
18	HJERMIND Christian	4	10	15	67	1/1	100	1/1	4/6			4/7						4	1		1			01:35:20
21	JEPPESEN Lars Krogh	8	31	73	42			2/3	1/2	5/8	20/57	3/3	2		2			32	2	17	3	15	1	05:43:35
Totals			240	420	57	17/24	71	55/72	40/65	22/32	68/176	38/51	22		39			108	25	85	41	47	23	08:00:00

	Goalkeepers	M	Total			ALL Saves / Shots									
			P	Saves	Shots	%	7mP	7m%	6mC	Wing	BT	NS	NS%	9m	9m%
1	Hvidt	8	95	254	37	2/13	15	6/30	18/35	8/31	32/96	33	55/120	46	6/25
12	Bruun	7	33	80	41	1/9	11	4/13	5/12	5/10	14/35	40	15/28	54	3/8
Totals			128	334	38	3/22	14	10/43	23/47	13/41	46/131	35	70/148	47	9/33

Attacks

Team	All		Majority		Minority		Pos.		FB		Ind. FB		Team FB		TF	TF %
	G/Att.	%	G/Att.	%	G/Att.	%	G/Att.	%	G/Att.	%	G/Att.	%	G/Att.	%		
DEN	240/460	52	40/69	58	22/55	40	202/400	51	38/60	63	2/3	67	36/57	63	88	19

Key:

6mC : 6 Metre Centre Shots	Wing : Wing Shots	9m : 9 Metre Shots	7mP : 7 Metre Penalty Shots
FB : All Fast Breaks	BT : Breakthroughs	EX : Exclusions	% : Efficiency
Pos. : Position Attacks	RC : Red Cards	2M : 2 Minute Suspensions	YC : Yellow Cards
Ind. FB : Individual Fast Break	Team FB : Team Fast Breaks	TP : Time Played	TF : Technical Faults
Prop % : Proportion of Goals	ST : Steals	R7 : Received 7m-Fouls	P7 : Penalty Fouls
AS : Assists	BS : Blocked Shots	Majority : Player Majority	Minority : Player Minority
G / Att. : Goals / Attacks	2+2 : 2+2 Minute Suspensions	NS : Near Shots (incl. 6mC, BT, Wing)	



6th EUROPEAN HANDBALL CHAMPIONSHIP / EURO 2004 CUMULATIVE STATISTICS

Denmark (DEN)

After 8 Matches

Overview of Shot Distribution

Players Goals/Shots

2 BJERRE Morten

2/2		1/1
	/1	
		1/1

2-Post

3 NIELSEN Kasper

/1	2/2	8/8
/1	/1	1/1
5/8	1/1	4/5

2-Missed 3-Post 8-Blocked

4 JÖRGENSEN Klavs H Bruur

1/1	1/1	4/5
2/3	/2	3/4
3/8	5/6	2/6

5-Missed 7-Post 8-Blocked

5 LAEN Torsten

1/1	1/1	1/1
/1		
1/1		1/1

1-Missed

6 JÖRGENSEN Lars

	/1	
/1	1/1	1/1

8 JENSEN Jesper

1/1		/1
1/2		

9 CHRISTIANSEN Lars

/2	3/6	2/3
3/5		2/4
7/9	2/2	13/14

3-Missed 4-Post

10 BOLDSEN Joachim

3/4	4/5	3/3
3/4		1/1
5/7	1/1	3/4

1-Post 3-Blocked

11 SCHNUCHEL Boris

1/1	/1	1/1
		4/5

14 KNUDSEN Michael

2/2	5/6	1/2
3/5	/1	5/6
15/16	1/1	8/8

1-Missed 1-Post

15 JAKOBSEN Claus

	1/1	/1
/2		/1
2/5	2/3	4/6

2-Missed 2-Post 4-Blocked

17 STRYGER Sören

4/5	2/2	
3/3		4/5
11/12	3/3	7/8

4-Missed

18 HJERMIND Christian

3/3	3/4	4/5

2-Missed 1-Post

21 JEPPESEN Lars Krogh

3/7		4/6
1/5	/1	/4
15/21	4/5	4/8

2-Missed 3-Post 11-Blocked

Goalkeepers

Goals/Shots

2/14	12/34	5/26
25/37	17/17	16/27
17/81	14/22	20/76

21-missed 17-Post 48-Blocked

1 Hvidt

2/11	11/26	5/21
13/23	13/13	13/21
13/65	8/12	17/62

16-missed 11-Post 48-Blocked

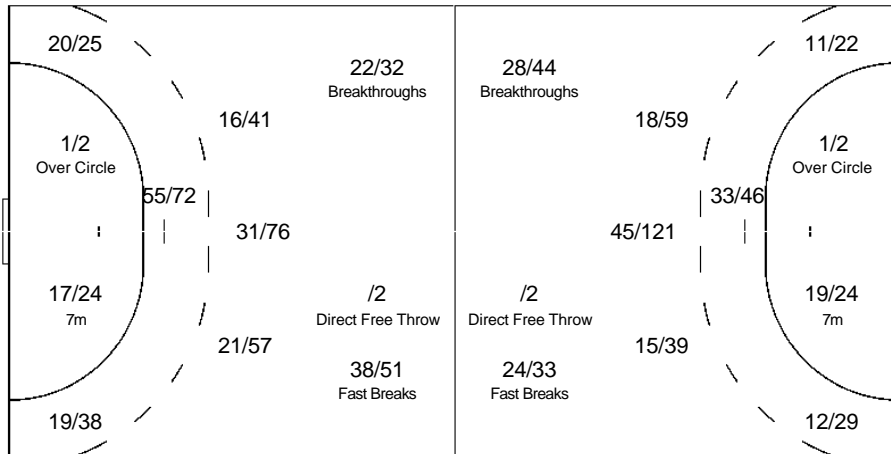
12 Bruun

/3	1/8	/5
12/14	4/4	3/6
4/16	6/10	3/14

5-missed 6-Post

Offence

Defence



Team

Goals/Shots

17/26	19/26	25/31
16/30	/7	16/27
68/93	23/27	56/72

22-missed 24-Post 34-Blocked



6th EUROPEAN HANDBALL CHAMPIONSHIP / EURO 2004

CUMULATIVE STATISTICS

Spain (ESP)

After 6 Matches

Coach: ARGILES Cesar

Time outs: 10 Avg. Time outs: 1.7

No.	Name	M	Total			All Goals / Shots							Punishments			Offence			Defence			TP			
			P	Goals	Shots	%	7mP	7m%	6mC	Wing	BT	9m	FB	YC	RC	2M	2+2	EX	AS	R7	TF		ST	BS	P7
1	HOMBRADOS Jose Javier	6	1	1	100						1/1									1					03:28:56
2	ENTRERRIOS Alberto	6	19	56	34			1/2	/1	6/8	11/43	1/2	1		6				11	4	9	1			03:22:59
3	PRIETO Carlos	3	1	1	100			1/1					1		3					1	2		6		01:01:11
4	FERNANDEZ Jesus	4	8	12	67			1/2		6/6	1/4		3		3				4	3	4	2	4	3	02:26:59
5	ENTRERRIOS Raul	6	6	16	38					2/3	4/13								12	2	7				01:25:49
6	O'CALLAGHAN Xavier	6	6	11	55			/2	2/3		1/1	3/5							1		2	2			02:06:50
8	BELAUSTEGUI Jon	5	24	52	46	4/6	67	/1	/1	1/1	18/42	1/1	1		3				7	1	9	2		2	02:53:33
9	ORTEGA Mariano	6	11	20	55					3/3	7/16	1/1	1						7	3	8	3	2		02:52:02
11	LOZANO Demetrio	4	12	29	41	2/2	100		1/1	1/2	4/20	4/4	2		3				6		9	1	2	2	02:03:55
13	HERNANDEZ Fernando	6	16	32	50	/3	0	1/3	9/17		1/3	5/6	1		3				5	5	5	5		5	04:35:56
14	GARABAYA Ruben	5	4	6	67			3/4				1/2	2		6				1	1	3		2	3	02:42:44
15	PEREZ Juan	5	11	16	69			9/12	1/1		0/1	1/2	4		4				5	3	2	2	6	3	02:31:24
16	BARRUFET David	4													1										02:33:04
17	GARCIA Juan	5	26	34	76	6/9	67	1/2	10/13			9/10							5	1	2	5			03:43:37
18	ROMERO Iker	5	18	44	41	1/3	33		1/3	4/4	12/33	/1	2						2		8	5	2	4	02:39:48
19	GARCIA Roberto	5	3	3	100	1/1	100		2/2						1				1	1	3				01:01:13
Totals			166	333	50	14/24	58	17/29	26/42	23/27	60/177	26/34	18		33				67	25	74	28	24	22	06:00:00

	Goalkeepers	M	Total			ALL Saves / Shots									
			P	Saves	Shots	%	7mP	7m%	6mC	Wing	BT	NS	NS%	9m	9m%
1	Hombrados	6	50	146	34	2/10	20	7/22	9/24	2/20	18/66	27	26/56	46	4/14
16	Barrufet	4	37	111	33	1/10	10	9/22	8/22	1/13	18/57	32	14/31	45	4/13
Totals			87	257	34	3/20	15	16/44	17/46	3/33	36/123	29	40/87	46	8/27

Attacks

Team	All		Majority		Minority		Pos.		FB		Ind. FB		Team FB		TF	TF %
	G/Att.	%	G/Att.	%	G/Att.	%	G/Att.	%	G/Att.	%	G/Att.	%	G/Att.	%		
ESP	166/358	46	28/51	55	12/39	31	140/318	44	26/40	65	4/4	100	22/36	61	78	22

Key:

6mC : 6 Metre Centre Shots	Wing : Wing Shots	9m : 9 Metre Shots	7mP : 7 Metre Penalty Shots
FB : All Fast Breaks	BT : Breakthroughs	EX : Exclusions	% : Efficiency
Pos. : Position Attacks	RC : Red Cards	2M : 2 Minute Suspensions	YC : Yellow Cards
Ind. FB : Individual Fast Break	Team FB : Team Fast Breaks	TP : Time Played	TF : Technical Faults
Prop % : Proportion of Goals	ST : Steals	R7 : Received 7m-Fouls	P7 : Penalty Fouls
AS : Assists	BS : Blocked Shots	Majority : Player Majority	Minority : Player Minority
G / Att. : Goals / Attacks	2+2 : 2+2 Minute Suspensions	NS : Near Shots (incl. 6mC, BT, Wing)	



6th EUROPEAN HANDBALL CHAMPIONSHIP / EURO 2004 CUMULATIVE STATISTICS

Spain (ESP)

After 6 Matches

Overview of Shot Distribution

Players Goals/Shots

2 ENTRERRIOS Alberto

1/2	/1	1/1
/1		/2
7/13	6/7	4/7

5-Missed 6-Post 11-Blocked

3 PRIETO Carlos

		1/1

4 FERNANDEZ Jesus

	1/1	1/1
1/1	/1	1/1
3/3	/1	1/1

2-Blocked

5 ENTRERRIOS Raul

2/2		2/2
/1		/1
1/2	1/1	/1

2-Missed 1-Post 3-Blocked

6 O'CALLAGHAN Xavier

	1/1	1/2
/1		
2/3		2/3

1-Post

8 BELAUSTEGUI Jon

2/4	2/4	1/1
2/2		3/5
8/11	3/5	3/3

9-Missed 2-Post 6-Blocked

9 ORTEGA Mariano

1/1		/1
/1		/1
4/6		6/6

3-Missed 1-Blocked

11 LOZANO Demetrio

1/1	1/1	1/1
1/3		/2
6/7	1/1	1/4

1-Missed 8-Blocked

13 HERNANDEZ Fernando

2/2	5/8	/1
1/1		/3
7/8	/2	1/2

3-Post 2-Blocked

14 GARABAYA Ruben

		1/1
1/1		2/2

1-Missed 1-Post

15 PEREZ Juan

		1/2
/1		1/3
5/6	2/2	2/2

17 GARCIA Juan

	4/4	3/3
1/4		2/4
4/4	4/5	8/8

2-Post

18 ROMERO Iker

1/1	3/3	3/4
2/3	/3	4/6
2/3	1/2	2/7

2-Missed 2-Post 8-Blocked

19 GARCIA Roberto

1/1		
2/2		

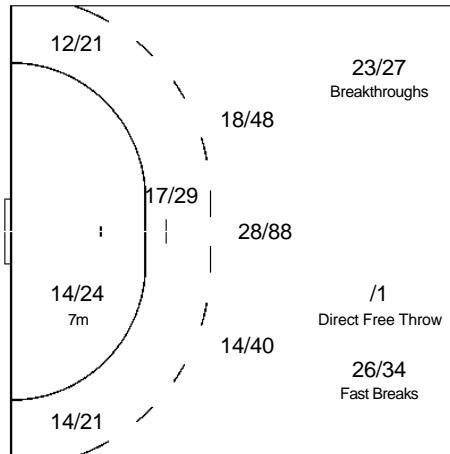
Team

Goals/Shots

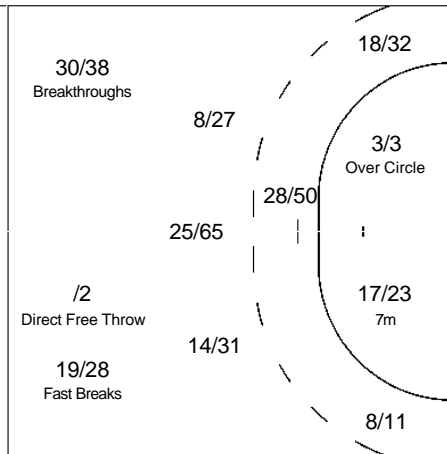
11/14	17/23	14/19
8/19	/4	12/29
53/70	18/26	33/47

23-missed 18-Post 41-Blocked

Offence



Defence



Goalkeepers

Goals/Shots

6/14	3/17	4/16
16/30	2/3	10/18
22/74	10/24	14/61

17-missed 12-Post 23-Blocked

1 Hombrados

2/9	2/12	4/8
8/14	1/2	4/8
16/44	5/15	8/34

10-missed 3-Post 16-Blocked

16 Barrufet

4/5	1/5	/8
8/16	1/1	6/10
6/30	5/9	6/27

7-missed 9-Post 7-Blocked



6th EUROPEAN HANDBALL CHAMPIONSHIP / EURO 2004

CUMULATIVE STATISTICS

France (FRA)

After 7 Matches

Coach: ONESTA Claude

YC Coach: 1

Time outs: 6 Avg. Time outs: 0.9

No.	Name	M	Total			All Goals / Shots						Punishments					Offence			Defence			TP		
			P	Goals	Shots	%	7mP	7m%	6mC	Wing	BT	9m	FB	YC	RC	2M	2+2	EX	AS	R7	TF	ST		BS	P7
1	PLOQUIN Yohann	3																							00:53:16
2	FERNANDEZ Jerome	2	7	13	54	/1	0		/1/1		4/9	2/2		1				4	2	7	1				00:45:14
3	DINART Didier	7	2	3	67			1/1				1/2	2	1				1		1	7	13	6	03:22:45	
4	BURDET Cedric	7	22	31	71	1/1	100	1/1	2/2	1/2	16/23	1/2		2				18	2	7	4	1	2	03:47:14	
5	GILLE Guillaume	6	18	43	42			1/1	/1	8/11	7/26	2/4	4	6				19	1	15	3	2	1	03:57:27	
6	GILLE Bertrand	7	22	40	55			15/22	/1	2/3	4/12	1/2	2	4				16	5	7	14	2	1	05:41:57	
9	ANQUETIL Gregory	7	24	37	65	9/10	90	1/1	5/12	/2	1/4	8/8	3	3				5	1	10	5		1	04:31:51	
10	GOLIC Andrej	7	9	21	43			2/2	5/13	/1	0/2	2/3	1	1				4	2	9	1		2	03:40:50	
11	GIRAULT Olivier	5	15	25	60	1/1	100	2/2	5/14	1/2		6/6	2	3				9	4	4	3		1	03:25:29	
12	LEMONNE Nicolas	2																							00:22:29
13	KARABATIC Nikola	7	35	71	49	8/13	62		2/3	9/11	14/41	2/3	5	4				21	6	14	4	3	4	04:59:34	
14	KEMPE Christophe	7	10	12	83			9/10		/1	1/1			1				5	6	4				01:35:04	
15	JUNILLON Franck	6	5	13	38				/2	1/2	4/9			3				1		3	1	1	2	01:35:05	
16	OMEYER Thierry	7																1						05:44:15	
18	ABATI Joel	6	10	20	50	2/5	40	1/1	3/7		0/1	4/6	2	4				3	2	3	3	1	2	02:38:40	
19	CAZAL Patrick	7	9	22	41				/1	1/1	8/20			1				7		5			1	01:58:50	
Totals			189	352	54	21/31	68	33/41	23/57	23/36	59/148	30/39	21	34				115	31	89	46	23	23	07:00:00	

Goalkeepers	M	Total			ALL Saves / Shots										
		P	Saves	Shots	%	7mP	7m%	6mC	Wing	BT	NS	NS%	9m	9m%	FB
1	Ploquin	3	8	37	22	1/6	17	/5	/1	1/5	1/11	9	5/10	50	1/10
12	Lemonne	2	4	14	29			/2	3/6	/4	3/12	25	1/2	50	
16	Omeyer	7	67	210	32	3/16	19	4/22	13/33	2/25	19/80	24	39/79	49	6/35
Totals			79	261	30	4/22	18	4/29	16/40	3/34	23/103	22	45/91	49	7/45

Attacks

Team	All		Majority		Minority		Pos.		FB		Ind. FB		Team FB		TF	TF
	G/Att.	%	G/Att.	%	G/Att.	%	G/Att.	%	G/Att.	%	G/Att.	%	G/Att.	%		
FRA	189/403	47	57/99	58	14/40	35	159/359	44	30/44	68	8/8	100	22/36	61	95	24

Key:

6mC : 6 Metre Centre Shots	Wing : Wing Shots	9m : 9 Metre Shots	7mP : 7 Metre Penalty Shots
FB : All Fast Breaks	BT : Breakthroughs	EX : Exclusions	% : Efficiency
Pos. : Position Attacks	RC : Red Cards	2M : 2 Minute Suspensions	YC : Yellow Cards
Ind. FB : Individual Fast Break	Team FB : Team Fast Breaks	TP : Time Played	TF : Technical Faults
Prop % : Proportion of Goals	ST : Steals	R7 : Received 7m-Fouls	P7 : Penalty Fouls
AS : Assists	BS : Blocked Shots	Majority : Player Majority	Minority : Player Minority
G / Att. : Goals / Attacks	2+2 : 2+2 Minute Suspensions	NS : Near Shots (incl. 6mC, BT, Wing)	



6th EUROPEAN HANDBALL CHAMPIONSHIP / EURO 2004 CUMULATIVE STATISTICS

France (FRA)

After 7 Matches

Overview of Shot Distribution

Players Goals/Shots

2 FERNANDEZ Jerome

1/1	1/1	
/2		
3/4	2/2	

2-Post 1-Blocked

3 DINART Didier

		/1
		2/2

4 BURDET Cedric

2/2	1/1	3/3
1/3	/1	3/4
5/6	1/1	6/7

1-Missed 1-Post 1-Blocked

5 GILLE Guillaume

2/2	1/1	1/3
1/6	/1	2/4
4/6	1/2	6/7

3-Missed 3-Post 5-Blocked

6 GILLE Bertrand

4/4	1/2	2/2
/2	/1	2/6
6/7		7/9

2-Missed 1-Post 4-Blocked

9 ANQUETIL Gregory

1/2	4/4	1/1
1/2	/1	/2
10/12	1/1	6/8

2-Missed 2-Post

10 GOLIC Andrej

	1/1	1/1
1/4	/2	1/5
1/1		4/4

2-Post 1-Blocked

11 GIRAULT Olivier

1/2	1/1	1/1
1/2	/1	2/3
2/3	1/4	6/6

1-Missed 1-Post

13 KARABATIC Nikola

4/4	7/9	4/5
2/5	/4	2/7
7/9	2/4	7/9

6-Missed 4-Post 4-Blocked

14 KEMPE Christophe

	3/3	
4/4		3/3

1-Missed 1-Post

15 JUNILLON Franck

1/1	/1	
/1		
2/3		2/3

2-Missed 2-Blocked

18 ABATI Joel

/1		3/3
/2		2/4
2/2	1/1	2/3

1-Missed 3-Post

19 CAZAL Patrick

		2/2
/1		1/5
1/1	2/4	3/6

1-Post 2-Blocked

Goalkeepers

Goals/Shots

3/24	3/22	9/27
19/29	7/7	13/32
12/51	5/19	8/50

22-missed 20-Post 23-Blocked

1 Ploquin

1/6	/3	1/1
3/4		1/3
1/7	/3	1/10

2-missed 4-Post

12 Lemonne

	/1	2/3
1/1		1/3
/2	/1	/3

2-Post

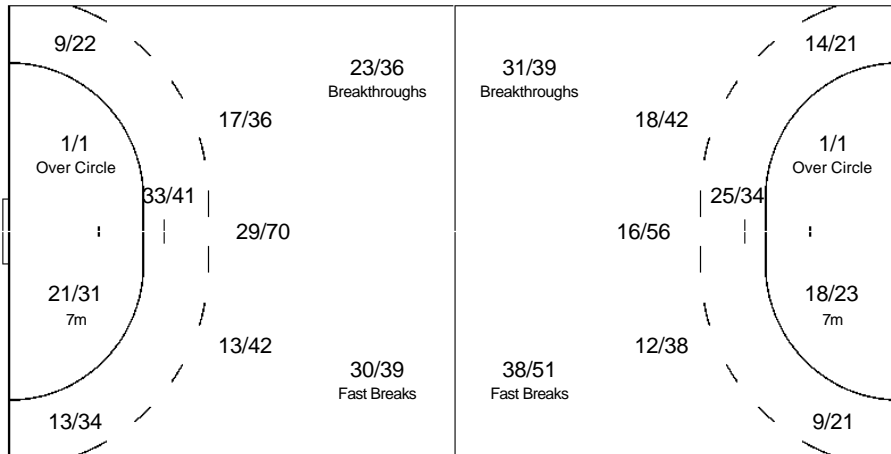
16 Omeyer

2/18	3/18	6/23
15/24	7/7	11/26
11/42	5/15	7/37

20-missed 14-Post 23-Blocked

Offence

Defence



Team

Goals/Shots

16/19	20/24	18/21
7/30	/11	15/41
48/59	11/19	54/67

19-missed 21-Post 20-Blocked



6th EUROPEAN HANDBALL CHAMPIONSHIP / EURO 2004

CUMULATIVE STATISTICS

Germany (GER)

After 8 Matches

Coach: BRAND Heiner

YC Coach: 2

Time outs: 11 Avg. Time outs: 1.4

No.	Name	M	Total			All Goals / Shots							Punishments					Offence			Defence			TP	
			P	Goals	Shots	%	7mP	7m%	6mC	Wing	BT	9m	FB	YC	RC	2M	2+2	EX	AS	R7	TF	ST	BS		P7
1	FRITZ Henning	7										1						6			1			06:14:08	
2	HENS Pascal	8	32	60	53				/1	7/8	25/50	/1			1			9	2	17	2		1	03:03:45	
3	WEBER Steffen	5	4	5	80			1/1			2/3	1/1								1	1	1	1	00:38:32	
4	DRAGUNSKI Mark	7	2	4	50			2/3			0/1				3			1	1	2	1	1	1	00:53:27	
7	IMMEL Jan-Olaf	5	8	14	57					2/2	5/11	1/1	1		2			1		1	1	3	2	00:57:13	
8	SCHWARZER Christian	8	27	41	66			21/30	1/2	1/1		4/8	1		2			17	11	11	7	3	4	06:46:36	
9	PETERSEN Klaus-Dieter	8											4		8						8	11	11	03:51:42	
11	ZERBE Volker	8	22	40	55				3/3	3/4	16/33		6		10			28	1	9	1	18	5	06:15:45	
12	RAMOTA Christian	4																		1				01:45:52	
13	BAUR Markus	3	18	25	72	9/10	90	2/2		1/1	5/10	1/2			2			27	2	7			2	02:06:58	
14	ZEITZ Christian	8	15	37	41			1/1	3/6	3/4	6/23	2/3			1			4	1	6	3			01:43:54	
15	JANSEN Torsten	8	26	43	60			1/3	13/22	3/3		9/15	2		3			10	3	12	5		5	07:08:10	
17	GRIMM Heiko	2	3	6	50				/2			3/4			1			1			1			00:51:33	
18	STEPHAN Daniel	8	42	85	49	17/20	85	4/9	1/2	5/8	12/42	3/4	4		5			22	3	9	1	8	6	06:11:36	
19	KEHRMANN Florian	8	45	81	56	1/1	100	5/6	18/41	2/2	2/8	17/23	1		2			18	7	7	6		3	07:30:49	
20	SCHÖNE Christian																								
Totals			244	442	55	27/31	87	37/55	39/79	27/33	73/181	41/63	20		40			145	31	83	38	45	40	08:00:00	

	Goalkeepers	M	Total			ALL Saves / Shots											
			P	Saves	Shots	%	7mP	7m%	6mC	Wing	BT	NS	NS%	9m	9m%	FB	
1	Fritz	7	97	260	37	8/27	30	10/40	13/34	8/30	31/104	30	51/98	52	7/31		
12	Ramota	4	29	74	39	5/11	45	2/7	7/14	3/17	12/38	32	12/18	67	0/7		
Totals			126	334	38	13/38	34	12/47	20/48	11/47	43/142	30	63/116	54	7/38		

Attacks

Team	All		Majority		Minority		Pos.		FB		Ind. FB		Team FB		TF	TF %
	G/Att.	%	G/Att.	%	G/Att.	%	G/Att.	%	G/Att.	%	G/Att.	%	G/Att.	%		
GER	244/465	52	56/87	64	23/53	43	203/404	50	41/61	67	13/17	76	28/44	64	85	18

Key:

6mC : 6 Metre Centre Shots	Wing : Wing Shots	9m : 9 Metre Shots	7mP : 7 Metre Penalty Shots
FB : All Fast Breaks	BT : Breakthroughs	EX : Exclusions	% : Efficiency
Pos. : Position Attacks	RC : Red Cards	2M : 2 Minute Suspensions	YC : Yellow Cards
Ind. FB : Individual Fast Break	Team FB : Team Fast Breaks	TP : Time Played	TF : Technical Faults
Prop % : Proportion of Goals	ST : Steals	R7 : Received 7m-Fouls	P7 : Penalty Fouls
AS : Assists	BS : Blocked Shots	Majority : Player Majority	Minority : Player Minority
G / Att. : Goals / Attacks	2+2 : 2+2 Minute Suspensions	NS : Near Shots (incl. 6mC, BT, Wing)	



6th EUROPEAN HANDBALL CHAMPIONSHIP / EURO 2004 CUMULATIVE STATISTICS

Germany (GER)

After 8 Matches

Overview of Shot Distribution

Players Goals/Shots

2 HENS Pascal

6/7	1/3	7/7
3/5	/3	4/6
6/12	1/1	4/6

3-Missed 3-Post 4-Blocked

3 WEBER Steffen

2/2		2/2

1-Blocked

4 DRAGUNSKI Mark

		/1
1/1		1/1

1-Post

7 IMMEL Jan-Olaf

	/1	1/1
	/1	
3/3	2/4	2/2

1-Post 1-Blocked

8 SCHWARZER Christian

3/4	6/7	/4
1/2	1/2	/1
10/12	3/3	3/5

1-Missed

9 PETERSEN Klaus-Dieter

11 ZERBE Volker

6/6		2/2
1/2	1/1	1/4
7/8	1/1	3/6

1-Missed 9-Post

13 BAUR Markus

	1/2	2/2
2/4		
6/6		7/7

1-Missed 1-Post 2-Blocked

14 ZEITZ Christian

3/3	3/4	2/2
1/3	/1	1/4
1/4	1/2	3/5

6-Missed 1-Post 2-Blocked

15 JANSEN Torsten

/1	8/12	3/3
2/5	/1	2/6
6/6		5/7

2-Post

17 GRIMM Heiko

		/1
/1	1/1	2/2

1-Post

18 STEPHAN Daniel

3/3	7/9	3/4
3/5	/3	/3
13/20	5/6	8/14

2-Missed 4-Post 12-Blocked

19 KEHRMANN Florian

4/4	8/9	1/3
3/8	/2	1/7
11/15	4/8	13/15

3-Missed 3-Post 4-Blocked

20 SCHÖNE Christian

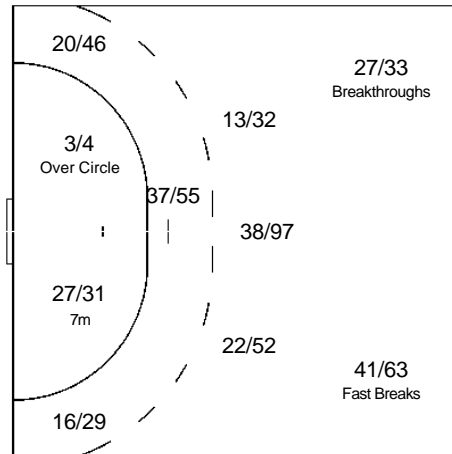
Team

Goals/Shots

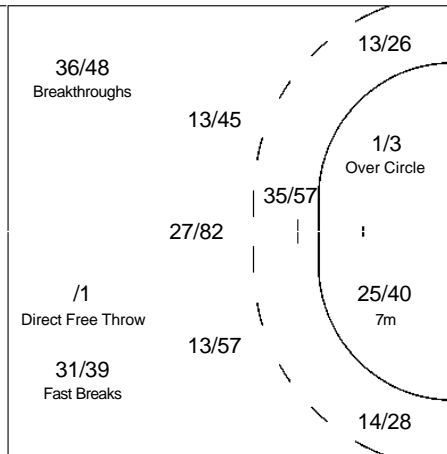
25/28	34/47	21/28
16/35	2/14	9/33
66/90	18/26	53/72

17-missed 26-Post 26-Blocked

Offence



Defence



Goalkeepers

Goals/Shots

7/23	10/29	6/27
12/24	15/16	28/41
16/71	11/29	21/74

25-missed 22-Post 45-Blocked

1 Fritz

5/18	8/23	5/22
9/16	13/14	21/34
15/58	6/18	15/57

18-missed 18-Post 37-Blocked

12 Ramota

2/5	2/6	1/5
3/8	2/2	7/7
1/13	5/11	6/17

7-missed 4-Post 8-Blocked



6th EUROPEAN HANDBALL CHAMPIONSHIP / EURO 2004

CUMULATIVE STATISTICS

Hungary (HUN)

After 6 Matches

Coach: SKALICZKY Laszlo

YC Coach: 1

Time outs: 9

Avg. Time outs: 1.5

No.	Name	M	Total			All Goals / Shots							Punishments					Offence			Defence			TP		
			P	Goals	Shots	%	7mP	7m%	6mC	Wing	BT	9m	FB	YC	RC	2M	2+2	EX	AS	R7	TF	ST	BS		P7	
1	SZATMARI Janos	5																								03:19:52
2	BUDAY Daniel	6	24	54	44	8/13	62	3/6	2/4	3/3	7/26	1/2	1		2			14	7	4	5	5	3		04:54:23	
3	ILYES Ferenc	5	2	7	29					2/2	0/5		3		2			1		3		1	1		01:04:05	
4	CSASZAR Gabor	4	9	15	60	8/10	80		/1		1/4									1					00:22:20	
5	MEZEI Richard	6	14	21	67			14/20			0/1		3		6			3	2	2	4	8	4		04:49:57	
6	MOCSAI Tamas	5	15	34	44	5/8	63		2/5	1/1	6/19	1/1	2		2			5		7		1	2		01:39:38	
7	GAL Gyula	6	1	2	50							1/2	1					1	1	1	2	1	2		00:58:57	
8	IVANCSIK Gergo	6	12	15	80			/1	5/6	1/1		6/7			1					2	1		2		02:03:55	
9	ROSTA Miklos	5	1	2	50			1/2					1		5				1	3	1	2			01:16:13	
10	KERTESZ Balazs	6	16	25	64	1/1	100	1/1	9/16	2/2	0/1	3/4	3		3			3	3	10	5		3		05:10:27	
12	FAZEKAS Nandor	6		1	0						0/1							2							02:42:08	
13	DIAZ Ivo	6	27	50	54			3/8	1/1	14/15	6/21	3/5						23	14	21	3	2	5		04:36:02	
15	PASZTOR Istvan	6	15	28	54	/1	0	2/2	8/18	/1	1/1	4/5	1		3			7	2	6	4	1	2		04:34:58	
17	LALUSKA Balazs	3	6	13	46				1/1	1/2	4/10		1		2			4		3	1				01:14:55	
18	MOHACSI Arpad	2	1	3	33	/1	0	1/1			0/1							1		1					00:07:57	
19	NAGY Laszlo	5	21	39	54			1/1		7/9	12/26	1/3	2					12	3	13	2	2	2		03:04:13	
Totals			164	309	53	22/34	65	26/42	28/52	31/36	37/116	20/29	18		27			76	33	77	28	23	26		06:00:00	

Goalkeepers	M	Total			ALL Saves / Shots										
		P	Saves	Shots	%	7mP	7m%	6mC	Wing	BT	NS	NS%	9m	9m%	FB
1	Szatmari	5	52	140	37	2/11	18	4/22	9/22	7/19	20/63	32	27/57	47	3/9
12	Fazekas	6	49	130	38	/12	0	8/17	12/23	2/10	22/50	44	23/52	44	4/16
Totals			101	270	37	2/23	9	12/39	21/45	9/29	42/113	37	50/109	46	7/25

Attacks

Team	All		Majority		Minority		Pos.		FB		Ind. FB		Team FB		TF	TF
	G/Att.	%	G/Att.	%	G/Att.	%	G/Att.	%	G/Att.	%	G/Att.	%	G/Att.	%		
HUN	164/352	47	40/63	63	13/38	34	144/314	46	20/38	53			20/38	53	79	22

Key:

6mC : 6 Metre Centre Shots	Wing : Wing Shots	9m : 9 Metre Shots	7mP : 7 Metre Penalty Shots
FB : All Fast Breaks	BT : Breakthroughs	EX : Exclusions	% : Efficiency
Pos. : Position Attacks	RC : Red Cards	2M : 2 Minute Suspensions	YC : Yellow Cards
Ind. FB : Individual Fast Break	Team FB : Team Fast Breaks	TP : Time Played	TF : Technical Faults
Prop % : Proportion of Goals	ST : Steals	R7 : Received 7m-Fouls	P7 : Penalty Fouls
AS : Assists	BS : Blocked Shots	Majority : Player Majority	Minority : Player Minority
G / Att. : Goals / Attacks	2+2 : 2+2 Minute Suspensions	NS : Near Shots (incl. 6mC, BT, Wing)	



6th EUROPEAN HANDBALL CHAMPIONSHIP / EURO 2004 CUMULATIVE STATISTICS

Hungary (HUN)

After 6 Matches

Overview of Shot Distribution

Players Goals/Shots

2 BUDAY Daniel

3/4	1/2	4/5
1/2	/2	2/5
6/9	2/5	5/8

5-Missed 4-Post 3-Blocked

3 ILYES Ferenc

	/1	
/1		1/1
1/1	/1	

2-Blocked

4 CSASZAR Gabor

	3/4	1/1
		/2
2/2	1/1	2/2

1-Missed 1-Post 1-Blocked

5 MEZEI Richard

	3/4	1/1
		3/4
1/1		6/6

2-Missed 2-Post 1-Blocked

6 MOCSAI Tamas

1/1	1/4	1/2
1/2	/4	
6/10	2/2	3/4

2-Missed 1-Post 2-Blocked

7 GAL Gyula

1/1		

1-Post

8 IVANCSIK Gergo

2/2	2/2	3/4
1/1		1/1
1/1		2/2

1-Missed 1-Post

9 ROSTA Miklos

/1		1/1

1-Missed

10 KERTESZ Balazs

2/2		2/4
/1		/1
7/7	1/1	4/4

1-Missed 3-Post

13 DIAZ Ivo

/3	3/3	/1
1/2	/2	1/2
7/8	2/2	13/13

6-Missed 6-Post 2-Blocked

15 PASZTOR Istvan

1/2	/1	2/3
	1/1	
3/5	2/3	6/9

1-Missed 3-Post

17 LALUSKA Balazs

		1/1
3/3	/2	2/3

3-Missed 1-Post

18 MOHACSI Arpad

1/1		
/2		

19 NAGY Laszlo

4/5	1/2	
6/6		2/4
4/7	1/2	3/5

2-Missed 2-Post 4-Blocked

Goalkeepers

Goals/Shots

1/13	9/33	2/17
22/38	15/16	13/24
21/66	6/19	12/44

18-missed 18-Post 21-Blocked

1 Szatmari

1/8	6/15	1/8
13/21	6/7	7/12
12/43	3/11	3/15

11-missed 8-Post 9-Blocked

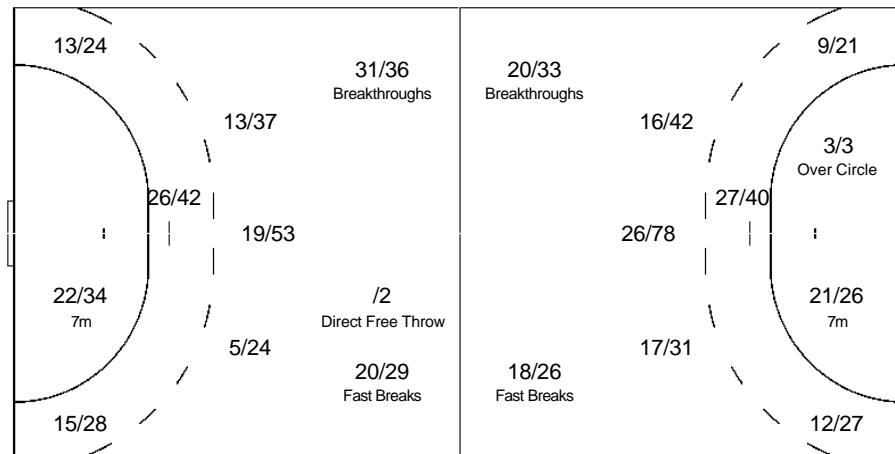
12 Fazekas

/5	3/18	1/9
9/17	9/9	6/12
9/23	3/8	9/29

7-missed 10-Post 12-Blocked

Offence

Defence



Team

Goals/Shots

14/20	14/23	14/21
11/16	1/10	11/21
41/57	11/19	47/57

24-missed 25-Post 15-Blocked



6th EUROPEAN HANDBALL CHAMPIONSHIP / EURO 2004

CUMULATIVE STATISTICS

Iceland (ISL)

After 3 Matches

Coach: GUDMUNDSSON Gudmundur

YC Coach: 1

Time outs: 3

Avg. Time outs: 1.0

No.	Name	M	Total			All Goals / Shots							Punishments					Offence			Defence			TP		
			P	Goals	Shots	%	7mP	7m%	6mC	Wing	BT	9m	FB	YC	RC	2M	2+2	EX	AS	R7	TF	ST	BS		P7	
2	SIGHVATSSON Robert	2																								00:17:00
4	JONSSON Einar Orn	3	6	13	46			1/1	4/11	1/1								2	1	1	1					02:53:03
5	SIGURDSSON Sigfus	3	8	13	62			8/12				/1	3	1	4			4	6	3	1	5	3			02:06:45
6	SIGURDSSON Dagur	2		10	0				/1		0/9							2		1						00:26:29
7	JOHANNESON Patreku	3	1	5	20						1/5		1		1			1		4	1		1			00:53:19
9	SIGURDSSON Gudjon	3	15	27	56			4/8	5/9	2/3	0/2	4/5			1			9	2	3	1	1				03:00:00
10	HALLGRIMSSON Asgeir	2	2	6	33					/1	1/2	1/3														00:09:32
11	STEFANSSON Olafur	3	20	39	51	12/16	75				7/22	1/1	1		3			17	1	9	1	2	2			02:51:14
12	HRAFNKELSSON Gudmu	3																								02:09:49
13	SIGTRYGGSSON Runar	3	7	9	78			3/4	1/1		1/2	2/2	1		3			1					2			01:21:14
14	OSKARSSON Ragnar	1																								00:06:45
15	GUDJONSSON Snorri	3	12	22	55			3/3	1/1	1/1	6/15	1/2	1					7	5	5	2		1			02:14:34
16	REYNISSON Reynir	2													1											00:52:11
17	VIKTORSSON Gunnar Be																									
18	PADRON Jaltiesky Garcia	3	16	28	57					3/4	12/23	1/1	1		1			5	1	6		1				01:32:08
19	GUNNARSSON Robert	1																								00:05:57
Totals			87	172	51	12/16	75	19/28	11/23	7/10	28/80	10/15	8	1	14			48	16	34	7	9	10			03:00:00

Goalkeepers	M	Total			ALL Saves / Shots										
		P	Saves	Shots	%	7mP	7m%	6mC	Wing	BT	NS	NS%	9m	9m%	FB
12	Hrafnkelsson	3	33	103	32	1/6	17	5/15	3/18	/10	8/43	19	22/40	55	2/14
16	Reynisson	2	12	38	32	1/2	50	/3	2/4	/3	2/10	20	8/20	40	1/6
Totals			45	141	32	2/8	25	5/18	5/22	/13	10/53	19	30/60	50	3/20

Attacks

Team	All		Majority		Minority		Pos.		FB		Ind. FB		Team FB		TF	TF %
	G/Att.	%	G/Att.	%	G/Att.	%	G/Att.	%	G/Att.	%	G/Att.	%	G/Att.	%		
ISL	87/188	46	14/21	67	5/20	25	77/167	46	10/21	48	2/2	100	8/19	42	34	18

Key:

6mC : 6 Metre Centre Shots	Wing : Wing Shots	9m : 9 Metre Shots	7mP : 7 Metre Penalty Shots
FB : All Fast Breaks	BT : Breakthroughs	EX : Exclusions	% : Efficiency
Pos. : Position Attacks	RC : Red Cards	2M : 2 Minute Suspensions	YC : Yellow Cards
Ind. FB : Individual Fast Break	Team FB : Team Fast Breaks	TP : Time Played	TF : Technical Faults
Prop % : Proportion of Goals	ST : Steals	R7 : Received 7m-Fouls	P7 : Penalty Fouls
AS : Assists	BS : Blocked Shots	Majority : Player Majority	Minority : Player Minority
G / Att. : Goals / Attacks	2+2 : 2+2 Minute Suspensions	NS : Near Shots (incl. 6mC, BT, Wing)	



6th EUROPEAN HANDBALL CHAMPIONSHIP / EURO 2004 CUMULATIVE STATISTICS

Iceland (ISL)

After 3 Matches

Overview of Shot Distribution

Players Goals/Shots

2 SIGHVATSSON Robert

4 JONSSON Einar Orn

	1/1	/2
		/1
1/1	2/2	2/3

1-Missed 2-Post

5 SIGURDSSON Sigfus

	3/5	
/1		
	2/2	3/3

2-Post

6 SIGURDSSON Dagur

/1	/2	/4

3-Blocked

7 JOHANNESON Patrekur

	1/1	

1-Missed 3-Blocked

9 SIGURDSSON Gudjon

1/1	1/2	
1/4		/2
4/4	4/6	4/6

1-Post 1-Blocked

10 HALLGRIMSSON Asgeir

/1		
		1/1
		1/3

1-Post

11 STEFANSSON Olafur

1/1	9/9	
/2		2/2
4/4	/1	4/5

4-Missed 2-Post 9-Blocked

13 SIGTRYGGSSON Runar

1/1	/1	
	/1	
3/3	2/2	1/1

14 OSKARSSON Ragnar

15 GUDJONSSON Snorri

/1		2/2
/2		1/2
4/4	2/2	3/4

1-Missed 4-Blocked

17 VIKTORSSON Gunnar Ber

18 PADRON Jalesky Garcia

2/2	3/3	8/9
1/1	/1	1/2
/2	/1	1/1

2-Missed 2-Post 2-Blocked

19 GUNNARSSON Robert

Goalkeepers

Goals/Shots

2/12	1/8	2/8
5/7	8/8	4/9
9/43	7/13	7/33

10-missed 16-Post 9-Blocked

12 Hrafnkelsson

2/10	1/6	1/7
5/6	5/5	4/7
7/33	2/6	6/23

7-missed 11-Post 8-Blocked

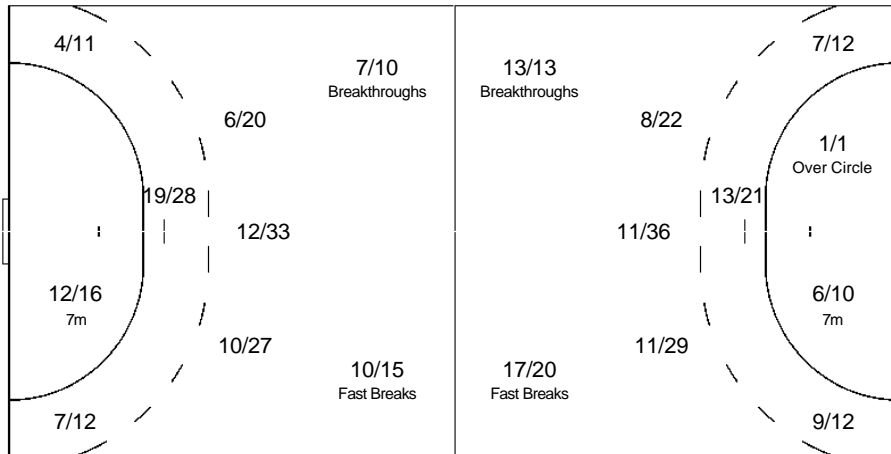
16 Reynisson

/2	/2	1/1
/1	3/3	/2
2/10	5/7	1/10

3-missed 5-Post 1-Blocked

Offence

Defence



Team

Goals/Shots

5/7	18/22	10/13
2/11	/4	5/14
16/18	12/16	19/26

9-missed 10-Post 22-Blocked



6th EUROPEAN HANDBALL CHAMPIONSHIP / EURO 2004

CUMULATIVE STATISTICS

Poland (POL)

After 3 Matches

Coach: ZAJACZKOWSKI Bogdan

Time outs: 5 Avg. Time outs: 1.7

No.	Name	M	Total			All Goals / Shots							Punishments					Offence			Defence			TP		
			P	Goals	Shots	%	7mP	7m%	6mC	Wing	BT	9m	FB	YC	RC	2M	2+2	EX	AS	R7	TF	ST	BS		P7	
1	MARSZALEK Andrzej	1																							00:14:59	
2	PALUCH Tomasz	3	7	12	58				5/8	2/2		/2			1			4		1					02:01:12	
3	LIJEWSKI Marcin	3	6	18	33					1/1	5/17		3		4			12	1	5		3	6		01:52:09	
5	PRZYBECKI Piotr																									
6	TKACZYK Grzegorz	3	20	40	50	3/4	75	2/4	/1	5/6	4/19	6/6	1		1			18	2	6			1		02:27:29	
7	NILSSON Dawid	3	6	10	60					2/2	2/5	2/3	2		1			1		2	1				01:17:39	
8	BIELECKI Karol	3	15	29	52	2/3	67	/1		3/3	10/22				1			7		8	1				01:29:16	
9	LIS Robert	3	4	4	100			3/3	1/1				2		4			2		4		1			01:49:23	
10	WISNIEWSKI Adam	3	10	11	91			2/2	1/1	1/2	1/1	5/5			1			3	1	2	2	1	3		02:08:16	
11	STARCZAN Leszek	3	5	7	71			1/1	2/4			2/2	1		2			3		6	2	1			01:26:02	
12	SZMAL Slawomir	3																		1					01:50:51	
13	JURASIK Mariusz	3	8	26	31				3/6	2/2	1/16	2/2			1			9	2				1		01:30:18	
14	WASIAK Radoslaw	3	4	4	100			4/4							1	3		1	1	2			1		00:56:39	
15	JURKIEWICZ Mariusz	3	1	2	50					1/1	0/1				1	5		3		3			4		00:46:55	
18	GRABARCZYK Piotr	1													1					1				1		00:14:42
22	BERNACKI Rafal	2																								00:54:10
Totals			86	163	53	5/7	71	12/15	12/21	17/19	23/81	17/20	9	2	25			64	7	41	6	6	17			03:00:00

	Goalkeepers	M	Total			ALL Saves / Shots									
			P	Saves	Shots	%	7mP	7m%	6mC	Wing	BT	NS	NS%	9m	9m%
1	Marszalek	1	4	17	24	/2	0	1/3	2/5	/1	3/9	33	0/4	0	1/2
12	Szmal	3	22	84	26	3/10	30	/11	2/19	/1	2/31	6	15/29	52	2/14
22	Bernacki	2	8	41	20	/5	0	2/6	2/4	/5	4/15	27	3/13	23	1/8
Totals			34	142	24	3/17	18	3/20	6/28	/7	9/55	16	18/46	39	4/24

Attacks

Team	All		Majority		Minority		Pos.		FB		Ind. FB		Team FB		TF	TF %
	G/Att.	%	G/Att.	%	G/Att.	%	G/Att.	%	G/Att.	%	G/Att.	%	G/Att.	%		
POL	86/191	45	20/32	63	11/38	29	69/169	41	17/22	77	3/3	100	14/19	74	45	24

Key:

6mC : 6 Metre Centre Shots	Wing : Wing Shots	9m : 9 Metre Shots	7mP : 7 Metre Penalty Shots
FB : All Fast Breaks	BT : Breakthroughs	EX : Exclusions	% : Efficiency
Pos. : Position Attacks	RC : Red Cards	2M : 2 Minute Suspensions	YC : Yellow Cards
Ind. FB : Individual Fast Break	Team FB : Team Fast Breaks	TP : Time Played	TF : Technical Faults
Prop % : Proportion of Goals	ST : Steals	R7 : Received 7m-Fouls	P7 : Penalty Fouls
AS : Assists	BS : Blocked Shots	Majority : Player Majority	Minority : Player Minority
G / Att. : Goals / Attacks	2+2 : 2+2 Minute Suspensions	NS : Near Shots (incl. 6mC, BT, Wing)	



6th EUROPEAN HANDBALL CHAMPIONSHIP / EURO 2004 CUMULATIVE STATISTICS

Poland (POL)

After 3 Matches

Overview of Shot Distribution

Players Goals/Shots

2 PALUCH Tomasz

	/1	1/1
1/1		
2/2	2/3	1/2

2-Missed

3 LJUEWSKI Marcin

3/3		/1
/1		/2
2/3	/1	1/1

3-Missed 1-Post 2-Blocked

5 PRZYBECKI Piotr

6 TKACZYK Grzegorz

3/4	5/6	4/6
	/1	1/3
4/5		3/4

3-Missed 3-Post 5-Blocked

7 NILSSON Dawid

		2/2
		/1
1/2		3/3

1-Missed 1-Blocked

8 BIELECKI Karol

2/3	1/2	3/3
/1	/1	2/2
2/2	1/1	4/7

3-Missed 1-Post 3-Blocked

9 LIS Robert

1/1		
1/1		2/2

10 WISNIEWSKI Adam

4/4		1/2
1/1		
2/2	1/1	1/1

11 STARCZAN Leszek

	/2	
2/2		3/3

13 JURASIK Mariusz

3/4	1/2	
1/2	/2	/3
2/4	1/1	

1-Missed 3-Post 4-Blocked

14 WASIAK Radoslaw

1/1		
3/3		

15 JURKIEWICZ Mariusz

		/1
	1/1	

18 GRABARCZYK Piotr

Goalkeepers

Goals/Shots

1/10	3/14	4/21
9/11	2/2	7/10
6/35	/9	2/30

5-missed 8-Post 7-Blocked

1 Marszalek

	1/3	
1/2	1/1	1/1
/6	/2	/2

1-Blocked

12 Szmajl

/5	2/8	3/13
7/8	1/1	5/8
3/18	/5	1/18

4-missed 7-Post 4-Blocked

22 Bernacki

1/5	/3	1/8
1/1		1/1
3/11	/2	1/10

1-missed 1-Post 2-Blocked

Offence

Defence



Team

Goals/Shots

17/20	7/13	11/15
3/6	/4	3/12
21/26	6/8	18/23

13-missed 8-Post 15-Blocked



6th EUROPEAN HANDBALL CHAMPIONSHIP / EURO 2004

CUMULATIVE STATISTICS

Portugal (POR)

After 3 Matches

Coach: CUESTA Garcia

YC Coach: 1

Time outs: 3

Avg. Time outs: 1.0

No.	Name	M	Total			All Goals / Shots							Punishments					Offence			Defence			TP	
			P	Goals	Shots	%	7mP	7m%	6mC	Wing	BT	9m	FB	YC	RC	2M	2+2	EX	AS	R7	TF	ST	BS		P7
1	FERREIRA Carlos	3																3		1	1				01:53:50
2	GALAMBAS Carlos	2	3	4	75			3/4												2					00:21:56
3	RESENDE Carlos	3	17	38	45	5/9	56	1/1	1/3		8/23	2/2	1	1				8		8	5	1	3		02:39:46
4	PINTO Joao	3	2	4	50				/1		2/3							2	3	1					00:25:25
6	ANDRADE Dario																								
8	COELHO Eduardo	3	17	34	50	4/5	80	3/4	/1		9/23	1/1	1	2				9		9	3	1			02:44:17
9	COSTA Ricardo	3	12	18	67			4/4	6/9	/1		2/4	2	2				2	1	3	1		1		02:18:35
10	COSTA Jose	3	11	13	85			9/10	2/3				1					3	4	1					01:04:31
12	CANDEIAS Ricardo	1																							00:14:11
13	TAVARES David	3	7	8	88			1/1	5/6			1/1						2	2						00:47:54
14	GOMES Luis	1	1	2	50				/1		1/1							1			1		1		00:15:13
15	ROCHA Rui	3	12	20	60				7/14			5/6						2	1	3	1		1		02:38:35
16	GOMES Humberto	2																		1					00:51:59
18	LOPES Joao	3		3	0			/1			0/2		2	5				1		4	1				01:27:05
22	CARMO Inacio	3	7	17	41				/2	2/3	5/12		2	1				8	3	4	2	1	1		02:16:58
23	MATOS Carlos	3	2	5	40					1/2	0/2	1/1						2		5	2				00:59:45
Totals			91	166	55	9/14	64	21/25	21/40	3/6	25/66	12/15	9		11			44	14	42	17	3	7		03:00:00

	Goalkeepers	M	Total			ALL Saves / Shots										
			P	Saves	Shots	%	7mP	7m%	6mC	Wing	BT	NS	NS%	9m	9m%	FB
1	Ferreira	3	15	78	19	/4	0	5/17	2/11	1/8	8/36	22	6/28	21	1/10	
12	Candeias	1	2	12	17	1/1	100	/4	1/1	/1	1/6	17	0/2	0	0/3	
16	Gomes	2	8	36	22	/2	0	2/8	/2	/3	2/13	15	3/11	27	3/10	
Totals			25	126	20	1/7	14	7/29	3/14	1/12	11/55	20	9/41	22	4/23	

Attacks

Team	All		Majority		Minority		Pos.		FB		Ind. FB		Team FB		TF	TF %
	G/Att.	%	G/Att.	%	G/Att.	%	G/Att.	%	G/Att.	%	G/Att.	%	G/Att.	%		
POR	91/185	49	15/27	56	7/24	29	79/165	48	12/20	60			12/20	60	42	23

Key:

6mC : 6 Metre Centre Shots	Wing : Wing Shots	9m : 9 Metre Shots	7mP : 7 Metre Penalty Shots
FB : All Fast Breaks	BT : Breakthroughs	EX : Exclusions	% : Efficiency
Pos. : Position Attacks	RC : Red Cards	2M : 2 Minute Suspensions	YC : Yellow Cards
Ind. FB : Individual Fast Break	Team FB : Team Fast Breaks	TP : Time Played	TF : Technical Faults
Prop % : Proportion of Goals	ST : Steals	R7 : Received 7m-Fouls	P7 : Penalty Fouls
AS : Assists	BS : Blocked Shots	Majority : Player Majority	Minority : Player Minority
G / Att. : Goals / Attacks	2+2 : 2+2 Minute Suspensions	NS : Near Shots (incl. 6mC, BT, Wing)	



6th EUROPEAN HANDBALL CHAMPIONSHIP / EURO 2004 CUMULATIVE STATISTICS

Portugal (POR)

After 3 Matches

Overview of Shot Distribution

Players Goals/Shots

2 GALAMBAS Carlos

1/2		
2/2		

3 RESENDE Carlos

1/2	1/1	3/6
1/2		/2
3/8	1/2	7/8

1-Missed 1-Post 5-Blocked

4 PINTO Joao

		1/1
1/2		

1-Blocked

6 ANDRADE Dario

8 COELHO Eduardo

	1/1	2/2
1/2	1/2	2/4
6/6	1/1	3/3

3-Missed 2-Post 8-Blocked

9 COSTA Ricardo

1/1	4/5	1/1
1/1		
3/3	2/4	/1

2-Missed

10 COSTA Jose

	1/1	
1/1	1/1	/1
2/3		6/6

13 TAVARES David

		1/1
3/3		3/3

1-Post

14 GOMES Luis

/1		
		1/1

15 ROCHA Rui

	6/6	1/1
/2	1/1	
3/4	/1	1/3

1-Missed 1-Post

18 LOPES Joao

		/1

2-Blocked

22 CARMO Inacio

1/1		
2/5	2/3	2/3

3-Missed 2-Blocked

23 MATOS Carlos

		1/1
1/2	/1	

1-Blocked

Goalkeepers

Goals/Shots

/6	4/17	3/11
4/10	2/3	6/15
1/27	1/14	4/23

10-missed 8-Post 3-Blocked

1 Ferreira

/4	2/8	1/6
2/6	2/3	4/8
/18	1/10	3/15

7-missed 4-Post

12 Candeias

/1	/3	
		1/2
1/4	/1	/1

1-Post 1-Blocked


16 Gomes

/1	2/6	2/5
2/4		1/5
/5	/3	1/7

3-missed 3-Post 2-Blocked

Team Goals/Shots		
4/6	13/14	8/11
5/11	3/4	4/10
25/36	6/12	23/28

10-missed 5-Post 19-Blocked



Offence

Defence



6th EUROPEAN HANDBALL CHAMPIONSHIP / EURO 2004

CUMULATIVE STATISTICS

Russia (RUS)

After 7 Matches

Coach: MAXIMOV Vladimir

YC Coach: 2

Time outs: 7 Avg. Time outs: 1.0

No.	Name	M	Total			All Goals / Shots						Punishments					Offence			Defence			TP		
			P	Goals	Shots	%	7mP	7m%	6mC	Wing	BT	9m	FB	YC	RC	2M	2+2	EX	AS	R7	TF	ST		BS	P7
1	LAVROV Andrey	7																1							05:19:59
2	LAVROV Igor	2	1	2	50						1/2									2				1	00:19:57
3	IVANOV Vitaly	7	31	47	66	10/14	71	9/11		5/5	7/17							31	6	21	1		4	06:04:40	
4	KOKSHAROV Eduard	7	38	56	68	18/23	78	/3	12/20			8/10	4	3				4	2	14	15	1	5	06:21:38	
6	KRIVOSHLYKOV Denis	7	18	24	75			1/2	3/6	3/4		11/12	2	3				1	3	5	5		2	04:28:55	
8	TUCHKIN Alexander	7	29	60	48			2/3	/2	1/1	26/53	/1						7		6				02:50:02	
9	ENGOVATOV Victor																								
10	BASHKIN Pavel	6	13	19	68				10/16			3/3						3	2	5	1				02:26:20
13	GORBATIKOV Alexander	5	4	4	100			1/1	2/2		1/1							2	2	5	1		1	01:16:08	
14	KAMANIN Alexey	7	8	17	47						8/15	/2	6	1	6			4	1	6	2	3	3	03:54:26	
15	RASTVORTSEV Alexey	7	34	71	48			/2	1/1	2/3	31/65							14	6	6		2	1	03:05:21	
16	KOSTYGOV Alexei	3																1						01:40:01	
18	GORPISHIN Viacheslav	7	1	1	100			1/1					1	2				2			4	5	1	02:46:03	
19	POGORELOV Sergey	7	3	8	38				/1	1/1	1/5	1/1	6	1	7			6		3	8	9	7	03:41:06	
20	CHIPURIN Mikhail	7	23	32	72			21/30			1/1	1/1			4			8	13	14		1	2	03:14:49	
21	GRITSENKO Artem	7	3	5	60			3/5							2			4	2	4			1	01:30:35	
Totals			206	346	60	28/37	76	38/58	28/48	12/14	76/159	24/30	21	2	34			88	37	91	37	21	28		07:00:00

	Goalkeepers	M	Total			ALL Saves / Shots											
			P	Saves	Shots	%	7mP	7m%	6mC	Wing	BT	NS	NS%	9m	9m%	FB	
1	Lavrov	7	68	223	30	4/22	18	8/26	11/38	1/19	20/83	24	32/75	43	12/43		
16	Kostygov	3	23	58	40	2/4	50	1/8	4/11		5/19	26	14/28	50	2/7		
Totals			91	281	32	6/26	23	9/34	15/49	1/19	25/102	25	46/103	45	14/50		

Attacks

Team	All		Majority		Minority		Pos.		FB		Ind. FB		Team FB		TF	TF %
	G/Att.	%	G/Att.	%	G/Att.	%	G/Att.	%	G/Att.	%	G/Att.	%	G/Att.	%		
RUS	206/408	50	43/67	64	21/59	36	182/369	49	24/39	62	5/6	83	19/33	58	101	25

Key:

6mC : 6 Metre Centre Shots	Wing : Wing Shots	9m : 9 Metre Shots	7mP : 7 Metre Penalty Shots
FB : All Fast Breaks	BT : Breakthroughs	EX : Exclusions	% : Efficiency
Pos. : Position Attacks	RC : Red Cards	2M : 2 Minute Suspensions	YC : Yellow Cards
Ind. FB : Individual Fast Break	Team FB : Team Fast Breaks	TP : Time Played	TF : Technical Faults
Prop % : Proportion of Goals	ST : Steals	R7 : Received 7m-Fouls	P7 : Penalty Fouls
AS : Assists	BS : Blocked Shots	Majority : Player Majority	Minority : Player Minority
G / Att. : Goals / Attacks	2+2 : 2+2 Minute Suspensions	NS : Near Shots (incl. 6mC, BT, Wing)	



6th EUROPEAN HANDBALL CHAMPIONSHIP / EURO 2004 CUMULATIVE STATISTICS

Russia (RUS)

After 7 Matches

Overview of Shot Distribution

Players Goals/Shots

2 LAVROV Igor

1/1		
	/1	

3 IVANOV Vitaly

1/1	4/4	4/4
/2		3/7
12/13	2/3	5/6

2-Missed 2-Post 3-Blocked

4 KOKSHAROV Eduard

2/4	3/3	2/3
/5	/2	2/3
15/17	5/5	9/10

4-Post

6 KRIVOSHLYKOV Denis

2/2	4/4	2/2
1/1		1/3
1/2	1/1	6/7

2-Post

8 TUCHKIN Alexander

4/5	1/1	1/2
3/6	/2	3/6
7/10	1/1	9/12

3-Missed 3-Post 9-Blocked

9 ENGOVATOV Victor

10 BASHKIN Pavel

1/1	1/1	/1
1/1		
6/7		4/4

2-Missed 2-Post

13 GORBATIKOV Alexander

1/1		1/1
1/1		1/1

14 KAMANIN Alexey

2/3	/1	
1/2		1/2
3/3		1/1

3-Post 2-Blocked

15 RASTVORTSEV Alexey

3/4		5/5
3/8	/2	6/8
9/16	2/2	6/13

7-Missed 4-Post 2-Blocked

18 GORPISHIN Viacheslav

	1/1	

19 POGORELOV Sergey

/1		
3/3	/1	

2-Missed 1-Post

20 CHIPURIN Mikhail

4/4	2/2	1/1
/2	/1	2/3
9/9	2/2	3/3

2-Missed 3-Post

21 GRITSENKO Artem

/1	1/1	
2/2		

1-Post

Goalkeepers

Goals/Shots

6/22	6/12	5/19
15/26	8/8	23/45
14/74	6/19	8/56

24-missed 25-Post 19-Blocked

1 Lavrov

4/18	5/10	4/13
12/21	6/6	16/33
10/58	5/16	6/48

13-missed 19-Post 14-Blocked

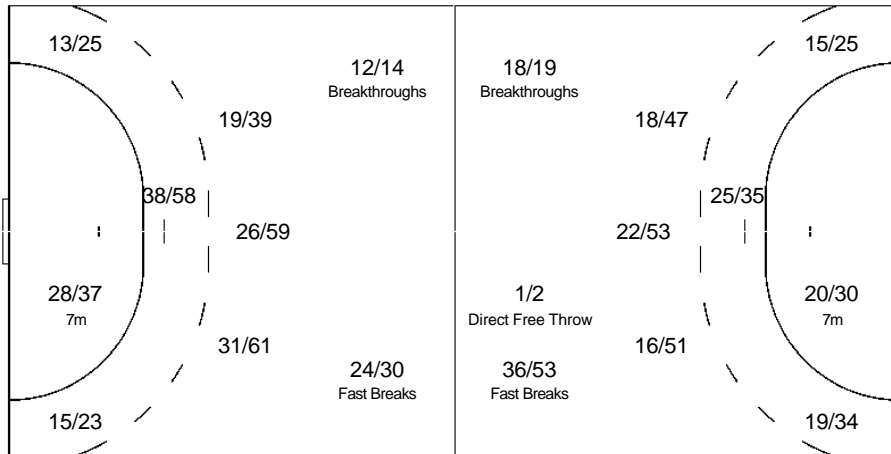
16 Kostygov

2/4	1/2	1/6
3/5	2/2	7/12
4/16	1/3	2/8

11-missed 6-Post 5-Blocked

Offence

Defence



Team

Goals/Shots

21/27	17/18	16/19
9/28	/7	18/32
68/83	13/16	44/57

18-missed 25-Post 16-Blocked



6th EUROPEAN HANDBALL CHAMPIONSHIP / EURO 2004

CUMULATIVE STATISTICS

Serbia & Montenegro (SCG)

After 7 Matches

Coach: VUJOVIC Veselin

YC Coach: 2

Time outs: 11 Avg. Time outs: 1.6

No.	Name	M	Total			All Goals / Shots						Punishments			Offence			Defence			TP				
			P	Goals	Shots	%	7mP	7m%	6mC	Wing	BT	9m	FB	YC	RC	2M	2+2	EX	AS	R7		TF	ST	BS	P7
1	SIJAN Dane	7																							02:19:18
2	DJURKOVIC Ratko	7	3	3	100			2/2				1/1	3	1	10				2	3	1	2	1	9	03:02:02
3	CURUVIJA Marko	6	8	12	67	2/2	100	/1	4/7			2/2	1	1	4						1	4	2	2	02:21:14
4	KOKIR Branko	5	11	25	44			/1		7/8	2/13	2/3	3		4				18	2	5	1		1	02:20:29
5	KRIVOKAPIC Marko	6	19	43	44	/2	0	1/1	4/8	3/4	8/25	3/3			2				7	3	5	1	3	3	02:44:13
6	KRIVOKAPIC Milorad	7	14	32	44			1/1	2/3	1/5	10/23		1		2				9		11				02:21:53
8	EKLEMOVIC Nikola	5	11	26	42			3/3	1/1	4/6	2/14	1/2			2				9	3	7	2		3	02:18:48
9	DJUKANOVIC Goran	7	5	8	63	4/6	67					1/2		1		6			6		2	1	5	4	02:31:04
10	MAKSIC Nenad	6	27	38	71	15/18	83		3/3	7/9	1/7	1/1			1				10	5	9	2		1	03:04:39
11	LAPCEVIC Ivan	7	12	22	55			1/1	1/1	4/7	6/12	/1	2		4				9	2	8		8	3	03:29:00
12	PERIC Dejan	6											1								2				04:40:42
13	PETRIC Vladimir	2	3	10	30			1/1	/1	1/1	1/7								4		4				00:27:39
15	MATIC Vladan	6	18	27	67	/1	0	3/3	9/16		1/2	5/5	3		5				5	2	8	2		3	03:59:40
17	MILOSAVLJEVIC Zikica	6	25	40	63	7/9	78	4/5	9/17	/1		5/8	1						11	4	7	4		1	05:12:01
18	ANDJELKOVIC Danijel	6	23	31	74			2/2	1/1	6/6	13/21	1/1	2		2				18	2	14	5	1	2	03:37:23
20	NIKOLIC Ratko	7	27	36	75			26/34	/1		1/1		2	1	2				9	12	8	6	2	5	04:29:55
Totals			206	353	58	28/38	74	44/55	34/59	33/47	46/127	21/27	20	3	44				118	38	93	31	21	37	07:00:00

	Goalkeepers	M	Total			ALL Saves / Shots										
			P	Saves	Shots	%	7mP	7m%	6mC	Wing	BT	NS	NS%	9m	9m%	FB
1	Sijan	7	39	117	33	3/8	38	1/13	17/28	/15	18/56	32	16/32	50	2/21	
12	Peric	6	58	179	32	8/25	32	5/25	17/37	2/19	24/81	30	21/49	43	5/24	
Totals			97	296	33	11/33	33	6/38	34/65	2/34	42/137	31	37/81	46	7/45	

Attacks

Team	All		Majority		Minority		Pos.		FB		Ind. FB		Team FB		TF	TF %
	G/Att.	%	G/Att.	%	G/Att.	%	G/Att.	%	G/Att.	%	G/Att.	%	G/Att.	%		
SCG	206/408	50	33/64	52	26/62	42	185/377	49	21/31	68	9/9	100	12/22	55	94	23

Key:

6mC : 6 Metre Centre Shots	Wing : Wing Shots	9m : 9 Metre Shots	7mP : 7 Metre Penalty Shots
FB : All Fast Breaks	BT : Breakthroughs	EX : Exclusions	% : Efficiency
Pos. : Position Attacks	RC : Red Cards	2M : 2 Minute Suspensions	YC : Yellow Cards
Ind. FB : Individual Fast Break	Team FB : Team Fast Breaks	TP : Time Played	TF : Technical Faults
Prop % : Proportion of Goals	ST : Steals	R7 : Received 7m-Fouls	P7 : Penalty Fouls
AS : Assists	BS : Blocked Shots	Majority : Player Majority	Minority : Player Minority
G / Att. : Goals / Attacks	2+2 : 2+2 Minute Suspensions	NS : Near Shots (incl. 6mC, BT, Wing)	



6th EUROPEAN HANDBALL CHAMPIONSHIP / EURO 2004 CUMULATIVE STATISTICS

Serbia & Montenegro (SCG)

After 7 Matches

Overview of Shot Distribution

Players Goals/Shots

2 DJURKOVIC Ratko

	2/2	
1/1		

3 CURUVIJA Marko

1/2	1/1	2/2
		1/1
1/2	2/3	

1-Missed

4 KOKIR Branko

/1	/1	1/1
/1	1/1	2/5
2/4	1/2	4/6

1-Missed 1-Post 1-Blocked

5 KRIVOKAPIC Marko

/1	3/4	1/3
1/3		/3
6/6	1/2	7/8

5-Missed 2-Post 6-Blocked

6 KRIVOKAPIC Milorad

1/1		3/3
1/4	/1	/2
4/5	2/2	3/7

2-Missed 2-Post 3-Blocked

8 EKLEMOVIC Nikola

/1	1/1	/1
/2		1/5
2/2	3/3	4/5

2-Missed 4-Blocked

9 DJUKANOVIC Goran

/1	2/2	
		/1
		3/3

1-Post

10 MAKUSIC Nenad

1/1	2/4	1/2
2/3	/2	3/5
9/9	3/3	6/6

1-Missed 2-Blocked

11 LAPCEVIC Ivan

	/1	1/1
2/5		
2/2	2/3	5/6

1-Missed 1-Post 2-Blocked

13 PETRIC Vladimir

1/1		1/2
/1		/3
	/1	1/1

1-Blocked

15 MATIC Vladan

1/1	2/4	3/3
/2	/1	2/2
2/4	3/4	5/5

1-Post

17 MILOSAVLJEVIC Zikica

1/1		2/3
3/4	/1	1/2
6/8	4/7	8/9

3-Missed 2-Post

18 ANDJELKOVIC Danijel

2/2	1/1	3/5
1/1		2/2
5/5	4/4	5/6

1-Missed 1-Post 3-Blocked

20 NIKOLIC Ratko

1/1	2/3	1/1
1/1	/2	1/2
11/11	2/3	8/8

3-Missed 1-Post

Goalkeepers

Goals/Shots

6/26	12/26	8/38
17/29	6/7	23/32
8/50	7/22	10/66

23-missed 27-Post 22-Blocked

1 Sijan

2/10	7/12	2/16
3/7	5/6	8/9
4/18	3/8	5/31

8-missed 9-Post 9-Blocked

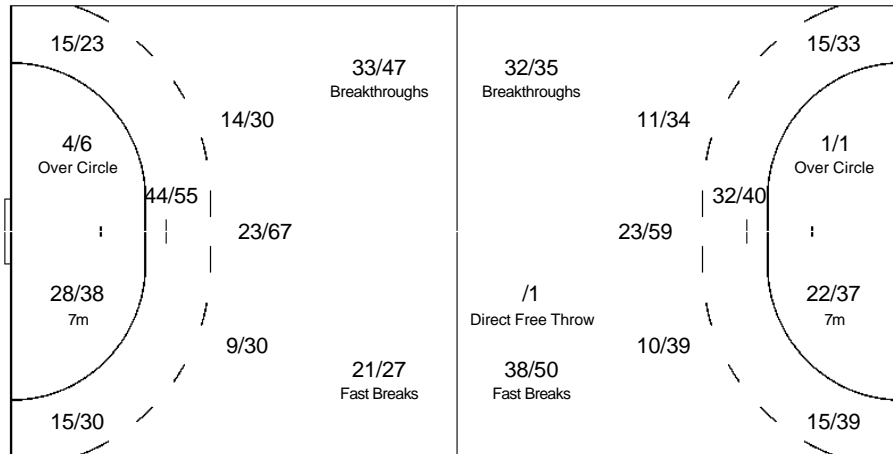
12 Peric

4/16	5/14	6/22
14/22	1/1	15/23
4/32	4/14	5/35

15-missed 18-Post 13-Blocked

Offence

Defence



Team

Goals/Shots

9/14	16/24	19/27
11/27	1/8	13/33
51/59	27/37	59/70

20-missed 12-Post 22-Blocked



6th EUROPEAN HANDBALL CHAMPIONSHIP / EURO 2004

CUMULATIVE STATISTICS

Slovenia (SLO)

After 8 Matches

Coach: TISELJ Tone

YC Coach: 2

Time outs: 8

Avg. Time outs: 1.0

No.	Name	M	Total			All Goals / Shots						Punishments				Offence			Defence			TP				
			P	Goals	Shots	%	7mP	7m%	6mC	Wing	BT	9m	FB	YC	RC	2M	2+2	EX	AS	R7	TF		ST	BS	P7	
1	PODPECAN Dusan	6																								02:42:46
3	BACKOVIC Ognjen	7	17	31	55			1/1	2/3	7/7	7/19	/1	2	1	6				1		4	1	2	5		02:43:49
4	VUGRINEC Renato	8	38	77	49	4/6	67	2/2	1/3	13/20	12/39	6/7	2		2			53	7	19	5	2	2		05:50:04	
5	JOVICIC Zoran	6	25	32	78	6/6	100	6/9	10/14	1/1		2/2	1		3			4	1	4	2				03:30:09	
6	KASTELIC Andrej	8	6	16	38	1/2	50	/1	2/7	2/2	0/3	1/1	2		5			2	2	1	3		1		04:09:57	
7	KAVTICNIK Vid	8	40	65	62	1/3	33		14/22	4/4	12/27	9/9	2		4			7	3	7	3	1	3		05:57:16	
8	BEDEKOVIC Branko	8		2	0						0/2		3	1	11			2	1		3	3	11		03:00:14	
11	PUNGARTNIK Roman	4	10	21	48				5/12	2/2	0/4	3/3	2		5					3	2		2		02:13:20	
12	SKOF Gorazd	5																		1						01:38:33
13	TOMSIK Tomaz	8	11	17	65			9/13	/1		1/1	1/2	2		5			4		2	6	12	3		02:54:14	
14	SIMONOVIC Ivan	5	9	17	53	3/5	60			2/3	4/9		1					3		6			1		01:11:52	
15	PAJOVIC Ales	8	21	49	43					2/2	17/44	2/3	4	1	9			10		9	6	8	7		05:32:04	
16	LAPAJNE Beno	5																3								03:40:41
17	FICKO Bostjan	6	6	10	60			2/3		2/2	2/5		1		1			2		8	2		1		02:36:35	
18	ZORMAN Uros	8	22	29	76			5/6	1/2	13/14	0/4	3/3	1		3			20	5	16	8	1	5		04:25:13	
19	LUBEJ Zoran	8	25	32	78	4/5	80	17/21	/1			4/5	1		3			5	7	11	3	4	1		03:53:13	
Totals			230	398	58	19/27	70	42/56	35/65	48/57	55/157	31/36	24	3	58			117	26	91	44	33	42			08:00:00

Goalkeepers	M	Total			ALL Saves / Shots											
		P	Saves	Shots	%	7mP	7m%	6mC	Wing	BT	NS	NS%	9m	9m%	FB	
1	Podpecan	6	30	111	27	4/18	22	3/16	5/21	1/9	9/46	20	14/37	38	3/10	
12	Skof	5	11	59	19	1/9	11	1/14	1/6	1/8	3/28	11	7/17	41	0/5	
16	Lapajne	5	56	145	39	3/12	25	5/19	11/26	3/17	19/62	31	30/56	54	4/15	
Totals			97	315	31	8/39	21	9/49	17/53	5/34	31/136	23	51/110	46	7/30	

Attacks

Team	All		Majority		Minority		Pos.		FB		Ind. FB		Team FB		TF	TF %
	G/Att.	%	G/Att.	%	G/Att.	%	G/Att.	%	G/Att.	%	G/Att.	%	G/Att.	%		
SLO	230/445	52	31/58	53	30/79	38	199/401	50	31/44	70	3/4	75	28/40	70	94	21

Key:

6mC : 6 Metre Centre Shots	Wing : Wing Shots	9m : 9 Metre Shots	7mP : 7 Metre Penalty Shots
FB : All Fast Breaks	BT : Breakthroughs	EX : Exclusions	% : Efficiency
Pos. : Position Attacks	RC : Red Cards	2M : 2 Minute Suspensions	YC : Yellow Cards
Ind. FB : Individual Fast Break	Team FB : Team Fast Breaks	TP : Time Played	TF : Technical Faults
Prop % : Proportion of Goals	ST : Steals	R7 : Received 7m-Fouls	P7 : Penalty Fouls
AS : Assists	BS : Blocked Shots	Majority : Player Majority	Minority : Player Minority
G / Att. : Goals / Attacks	2+2 : 2+2 Minute Suspensions	NS : Near Shots (incl. 6mC, BT, Wing)	



6th EUROPEAN HANDBALL CHAMPIONSHIP / EURO 2004 CUMULATIVE STATISTICS

Slovenia (SLO)

After 8 Matches

Overview of Shot Distribution

Players Goals/Shots

3 BACKOVIC Ognjen

	1/1	2/2
2/4		1/3
7/8	1/3	3/3

4-Missed 3-Blocked

4 VUGRINEC Renato

4/5	4/4	4/8
4/6	/1	1/4
9/13	1/3	11/17

6-Missed 4-Post 6-Blocked

5 JOVICIC Zoran

1/2	5/5	1/1
/1		1/1
5/5	5/6	7/8

1-Missed 2-Post

6 KASTELIC Andrej

1/1	1/1	
/4		1/1
2/2	/2	1/2

2-Post 1-Blocked

7 KAVTICNIK Vid

1/1	5/6	4/5
7/12	/2	3/8
13/13	3/4	4/5

4-Missed 1-Post 4-Blocked

8 BEDEKOVIC Branko

1-Missed 1-Post

11 PUNGARTNIK Roman

	1/1	/2
	/1	1/2
2/4	2/2	4/6

1-Missed 1-Post 1-Blocked

13 TOMSIC Tomaz

2/2	1/1	2/2
2/3	/1	3/3
/1		1/1

1-Missed 2-Post

14 SIMONOVIC Ivan

	2/3	4/4
1/1	/1	1/3
1/1		

2-Post 2-Blocked

15 PAJOVIC Ales

/1	1/1	1/1
1/4	/5	4/6
8/12	1/1	5/8

4-Missed 3-Post 3-Blocked

17 FICKO Bostjan

	1/1	/2
		1/1
		4/4

1-Post 1-Blocked

18 ZORMAN Uros

2/2	1/1	1/2
1/3		2/3
6/7	2/2	7/8

1-Post

19 LUBEJ Zoran

4/4	6/6	
2/5	/1	
10/11	/1	3/3

1-Missed

Goalkeepers

Goals/Shots

4/17	11/34	3/17
19/32	2/2	20/32
13/81	12/34	12/65

28-missed 23-Post 35-Blocked

1 Podpecan

2/8	4/14	/8
10/15		8/15
1/28	2/9	3/14

12-missed 7-Post 11-Blocked

12 Skof

1/6	1/6	/2
1/2	1/1	5/8
/12	/6	1/15

5-missed 8-Post 8-Blocked

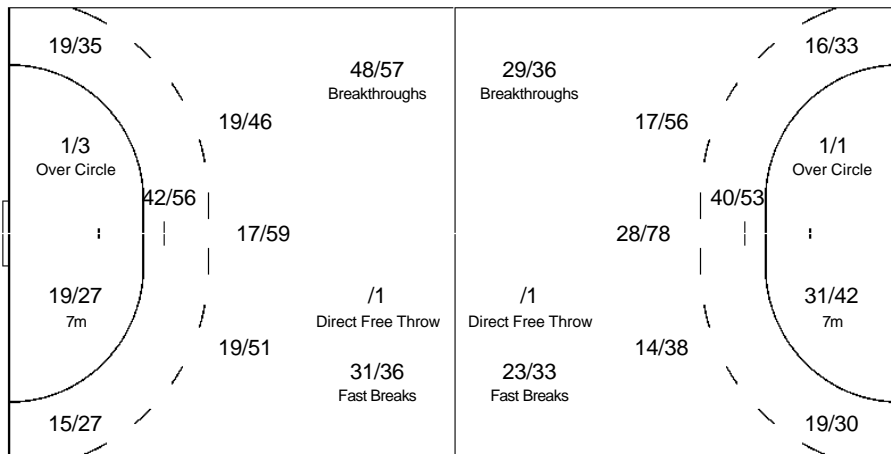
16 Lapajne

1/3	6/14	3/7
8/15	1/1	7/9
12/41	10/19	8/36

11-missed 8-Post 16-Blocked

Offence

Defence



Team

Goals/Shots

15/18	29/31	19/29
20/43	/12	19/35
63/77	15/24	50/65

23-missed 20-Post 21-Blocked



6th EUROPEAN HANDBALL CHAMPIONSHIP / EURO 2004

CUMULATIVE STATISTICS

Switzerland (SUI)

After 6 Matches

Coach: EHRET Arno

Time outs: 8 Avg. Time outs: 1.3

No.	Name	M	Total			All Goals / Shots							Punishments					Offence			Defence			TP	
			P	Goals	Shots	%	7mP	7m%	6mC	Wing	BT	9m	FB	YC	RC	2M	2+2	EX	AS	R7	TF	ST	BS		P7
1	MEISTERHANS Christian	4																1			2			02:32:47	
3	BROGLI Simon	6	9	12	75				3/6				6/6	2	2			2	2	3			5	04:49:35	
4	KURTH Marco	6	13	34	38			/1	4/9	2/2	6/20	1/2						6	2	7	2		3	03:16:05	
5	LINIGER Manuel	5	5	17	29			/1	2/10		0/2	3/4	1					2	1	3	1			02:53:37	
6	SCHÄRER Urs	5	5	8	63	5/8	63																	00:02:44	
7	URSIC Iwan	6	17	36	47			7/14	/1	3/3	7/18		2		3			5	8	13	4	2	1	05:34:38	
8	STETTLER Martin	6	2	3	67			1/1				1/2	6	1	6			1		2	2	7	8	02:46:55	
10	VONLANTHEN Marc	4		5	0						0/5				1			1	1	4			1	00:24:50	
11	BRÜNGGER Severin	4	4	5	80			3/3				1/2	4	2				2	2		3	13	3	02:19:06	
12	EBINGER Antoine	5																1		1				02:45:11	
13	FELLMANN Daniel	1	3	5	60			1/1			2/4							1		1	1			00:34:19	
14	KOSTADINOVIC Robert	6	40	81	49	12/17	71	2/3	2/2	4/7	18/47	2/5	2	1				21	1	17	10	2	2	05:12:58	
15	FURER Thomas	6	12	25	48			/1	1/3	2/2	6/15	3/4			4			4	4	10	6		2	02:02:24	
16	STAUBER Pascal	2																						00:42:02	
17	LIMA Carlos	5	10	17	59				4/7			6/10			4			1	1	5	2		2	03:04:27	
18	GAUTSCHI Thomas	6	20	55	36			1/2	5/9	2/3	12/41		1		4			3	3	10	2	1	2	02:58:22	
Totals			140	303	46	17/25	68	15/27	21/47	13/17	51/152	23/35	18	1	27				51	25	76	35	25	29	06:00:00

	Goalkeepers	M	Total			ALL Saves / Shots									
			P	Saves	Shots	%	7mP	7m%	6mC	Wing	BT	NS	NS%	9m	9m%
1	Meisterhans	4	28	108	26	4/12	33	4/22	2/13	/3	6/38	16	14/43	33	4/15
12	Ebinger	5	39	113	35	4/10	40	2/10	7/19	/6	9/35	26	25/51	49	1/17
16	Stauber	2	9	30	30	2/5	40	/4	2/4	/3	2/11	18	2/7	29	3/7
Totals			76	251	30	10/27	37	6/36	11/36	/12	17/84	20	41/101	41	8/39

Attacks

Team	All		Majority		Minority		Pos.		FB		Ind. FB		Team FB		TF	TF %
	G/Att.	%	G/Att.	%	G/Att.	%	G/Att.	%	G/Att.	%	G/Att.	%	G/Att.	%		
SUI	140/351	40	27/51	53	11/31	35	117/309	38	23/42	55	8/10	80	15/32	47	79	23

Key:

6mC : 6 Metre Centre Shots	Wing : Wing Shots	9m : 9 Metre Shots	7mP : 7 Metre Penalty Shots
FB : All Fast Breaks	BT : Breakthroughs	EX : Exclusions	% : Efficiency
Pos. : Position Attacks	RC : Red Cards	2M : 2 Minute Suspensions	YC : Yellow Cards
Ind. FB : Individual Fast Break	Team FB : Team Fast Breaks	TP : Time Played	TF : Technical Faults
Prop % : Proportion of Goals	ST : Steals	R7 : Received 7m-Fouls	P7 : Penalty Fouls
AS : Assists	BS : Blocked Shots	Majority : Player Majority	Minority : Player Minority
G / Att. : Goals / Attacks	2+2 : 2+2 Minute Suspensions	NS : Near Shots (incl. 6mC, BT, Wing)	



6th EUROPEAN HANDBALL CHAMPIONSHIP / EURO 2004 CUMULATIVE STATISTICS

Switzerland (SUI)

After 6 Matches

Overview of Shot Distribution

Players Goals/Shots

3 BROGLI Simon

1/1	1/1	2/2
2/3		1/2
1/1		1/1

1-Missed

4 KURTH Marco

1/2	2/3	1/4
1/1		1/4
3/4	2/4	2/4

1-Missed 1-Post 6-Blocked

5 LINIGER Manuel

1/1	1/2	1/1
/2	/1	
1/3	/2	1/1

2-Missed 2-Post

6 SCHÄRER Urs

	1/1	1/1
/1		/1
1/1		2/2

1-Post

7 URSIC Iwan

1/3	2/3	1/1
/3	1/2	/2
7/9	3/3	2/3

2-Missed 3-Post 2-Blocked

8 STETTLER Martin

	1/2	1/1

10 VONLANTHEN Marc

/2		/1

1-Missed 1-Blocked

11 BRÜNGGER Severin

	1/1	
		/1
3/3		

13 FELLMANN Daniel

1/1		1/1
1/1		/1

1-Missed

14 KOSTADINOVIC Robert

/2	3/4	3/5
3/6	/1	2/6
11/18	5/8	13/14

4-Missed 4-Post 9-Blocked

15 FURER Thomas

3/3		1/1
1/2		1/2
4/6	1/3	1/2

3-Missed 1-Post 2-Blocked

17 LIMA Carlos

		1/2
/1		/3
5/6		4/4

1-Missed

18 GAUTSCHI Thomas

2/5	/1	/2
/1	/3	/8
12/16	1/3	5/6

2-Missed 1-Post 7-Blocked

Goalkeepers

Goals/Shots

4/20	3/16	4/19
17/29	9/9	15/25
11/61	5/18	8/54

21-missed 21-Post 26-Blocked

1 Meisterhans

2/9	/4	1/7
9/15	1/1	3/9
3/25	4/11	5/27

12-missed 8-Post 8-Blocked

12 Ebinger

1/6	2/10	3/8
7/13	7/7	10/14
7/31	1/5	1/19

5-missed 10-Post 15-Blocked

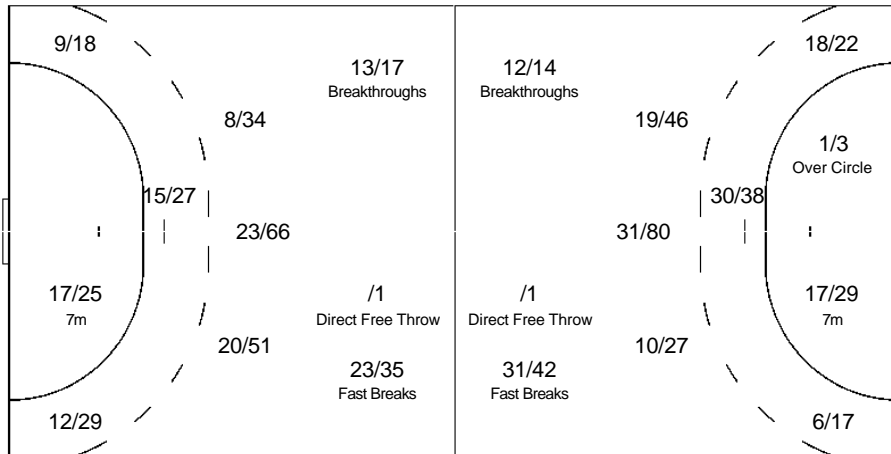
16 Stauber

1/5	1/2	/4
1/1	1/1	2/2
1/5	/2	2/8

4-missed 3-Post 3-Blocked

Offence

Defence



Team

Goals/Shots

10/18	12/18	13/21
7/20	1/7	5/29
49/70	12/23	31/39

18-missed 13-Post 27-Blocked



6th EUROPEAN HANDBALL CHAMPIONSHIP / EURO 2004

CUMULATIVE STATISTICS

Sweden (SWE)

After 7 Matches

Coach: JOHANSSON Bengt

YC Coach: 1

Time outs: 8 Avg. Time outs: 1.1

No.	Name	M	Total			All Goals / Shots						Punishments					Offence			Defence			TP		
			P	Goals	Shots	%	7mP	7m%	6mC	Wing	BT	9m	FB	YC	RC	2M	2+2	EX	AS	R7	TF	ST		BS	P7
1	SVENSSON Tomas	7																3			1			03:39:38	
2	BOQUIST Martin	7	22	53	42	2/4	50	2/2	4/5	1/2	10/35	3/5	6		2			22	2	16	7	9	5	05:26:14	
3	WISLANDER Magnus	6	11	18	61			11/18					3		2			4	6	6	3	3	5	02:51:11	
4	ARRHENIUS Robert	3	5	5	100			5/5					2		3				1	3		2	1	01:13:10	
5	ANDERSSON Kim	7	17	46	37			1/1	1/1	3/3	11/40	1/1			2			6	2	6	2	1	3	02:43:35	
6	KÄLLMAN Jonas	6	25	38	66			1/1	9/12		0/5	15/20	2		1			6	3	1	6	1		03:09:15	
7	FRANZEN Mathias	3	4	6	67			1/1	2/2	/1	0/1	1/1						1		2		1	1	01:28:58	
8	PETTERSSON Johan	6	22	40	55	4/7	57	3/4	8/20				7/9					2	1	5	4		1	03:26:26	
9	LÖVGREN Stefan	7	31	55	56	7/11	64	2/5	2/2	3/3	11/27	6/7			1			33	3	22	5	2		04:38:07	
10	ERNELEND Jonas	7	11	18	61	2/4	50	2/3	5/8				2/3			3			1		2	1		03:37:58	
11	AHLM Marcus	6	15	19	79			14/18					1/1	4		5			1	3	2		4	4	03:33:17
12	GENTZEL Peter	6																4		1				03:20:22	
13	OLSSON Staffan	7	17	37	46					3/4	10/26	4/7	4		3			18	1	10	7	3	3	03:50:45	
14	SEIFERT Sebastian	5	9	15	60			2/2			7/13				2			4	1	3	1	1	1	01:24:05	
15	LARHOLM Jonas	7	18	27	67	1/1	100	3/4	6/9	2/2	5/10	1/1			1			4	4	9	1			03:10:26	
18	ERNSTSSON Joacim	3	4	6	67				1/2	2/2	1/2							2		2			1	00:26:33	
Totals			211	383	55	16/27	59	47/64	38/61	14/17	55/159	41/55	21		25			112	27	90	38	27	25	07:00:00	

	Goalkeepers	M	Total			ALL Saves / Shots											
			P	Saves	Shots	%	7mP	7m%	6mC	Wing	BT	NS	NS%	9m	9m%	FB	
1	Svensson	7	52	158	33	/11	0	5/29	4/20	3/11	12/60	20	37/71	52	3/16		
12	Gentzel	6	51	148	34	3/12	25	9/32	8/16	/12	17/60	28	30/63	48	1/13		
Totals			103	306	34	3/23	13	14/61	12/36	3/23	29/120	24	67/134	50	4/29		

Attacks

Team	All		Majority		Minority		Pos.		FB		Ind. FB		Team FB		TF	TF %
	G/Att.	%	G/Att.	%	G/Att.	%	G/Att.	%	G/Att.	%	G/Att.	%	G/Att.	%		
SWE	211/424	50	35/56	63	15/41	37	170/362	47	41/62	66	11/13	85	30/49	61	92	22

Key:

6mC : 6 Metre Centre Shots	Wing : Wing Shots	9m : 9 Metre Shots	7mP : 7 Metre Penalty Shots
FB : All Fast Breaks	BT : Breakthroughs	EX : Exclusions	% : Efficiency
Pos. : Position Attacks	RC : Red Cards	2M : 2 Minute Suspensions	YC : Yellow Cards
Ind. FB : Individual Fast Break	Team FB : Team Fast Breaks	TP : Time Played	TF : Technical Faults
Prop % : Proportion of Goals	ST : Steals	R7 : Received 7m-Fouls	P7 : Penalty Fouls
AS : Assists	BS : Blocked Shots	Majority : Player Majority	Minority : Player Minority
G / Att. : Goals / Attacks	2+2 : 2+2 Minute Suspensions	NS : Near Shots (incl. 6mC, BT, Wing)	



6th EUROPEAN HANDBALL CHAMPIONSHIP / EURO 2004 CUMULATIVE STATISTICS

Sweden (SWE)

After 7 Matches

Overview of Shot Distribution

Players Goals/Shots

2 BOQUIST Martin

	2/2	3/4
2/7	/1	1/8
5/8	2/3	7/9

6-Missed 2-Post 3-Blocked

3 WISLANDER Magnus

1/1	/2	
1/2	/2	
3/5	2/2	4/4

4 ARRHENIUS Robert

1/1		
2/2	1/1	1/1

5 ANDERSSON Kim

4/4	/1	1/2
1/2	/3	1/2
1/5	1/2	8/11

2-Missed 3-Post 9-Blocked

6 KÄLLMAN Jonas

1/2	2/2	1/1
1/2		1/2
9/11	1/1	9/11

1-Missed 5-Post

7 FRANZEN Mathias

		1/1
1/2		
1/2		1/1

8 PETTERSSON Johan

1/1	3/5	2/3
1/4		1/4
10/13	1/2	3/3

2-Missed 3-Post

9 LÖVGREN Stefan

2/2	2/2	2/5
2/5	/1	1/2
11/14	1/1	10/12

3-Missed 4-Post 4-Blocked

10 ERNELIND Jonas

1/1		
/2		/1
9/9	1/4	

1-Post

11 AHLM Marcus

1/1	1/1	2/3
/3		
6/6	1/1	4/4

13 OLSSON Staffan

2/2	1/2	1/2
3/5	/2	1/3
4/6	1/3	4/4

3-Missed 5-Blocked

14 SEIFERT Sebastian

1/1		3/4
2/2		
1/4		2/2

1-Missed 1-Blocked

15 LARHOLM Jonas

1/1	3/3	4/5
1/2		1/2
2/3	1/1	5/5

1-Missed 3-Post 1-Blocked

18 ERNSTSSON Joacim

1/1		3/4

1-Missed

Goalkeepers

Goals/Shots

6/19	3/18	7/25
12/22	6/6	19/35
22/92	10/24	18/65

20-missed 27-Post 28-Blocked

1 Svensson

5/12	1/10	5/15
6/10	1/1	6/14
8/42	7/16	13/38

12-missed 14-Post 18-Blocked

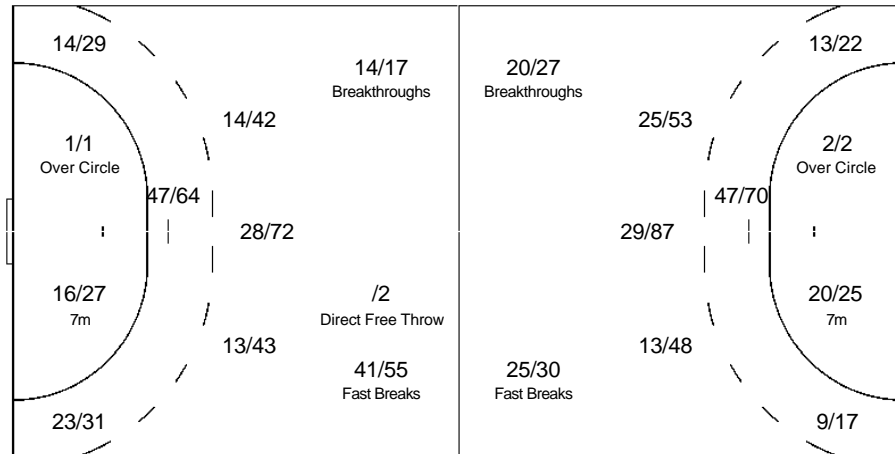
12 Gentzel

1/7	2/8	2/10
6/12	5/5	13/21
14/50	3/8	5/27

8-missed 13-Post 10-Blocked

Offence

Defence



Team

Goals/Shots

16/17	14/20	20/30
15/38	/9	7/24
65/89	13/21	61/71

20-missed 21-Post 23-Blocked



6th EUROPEAN HANDBALL CHAMPIONSHIP / EURO 2004

CUMULATIVE STATISTICS

Ukraine (UKR)

After 3 Matches

Coach: KUSHNIRIOUK Sergey

Time outs: 5 Avg. Time outs: 1.7

No.	Name	M	Total			All Goals / Shots						Punishments					Offence			Defence			TP		
			P	Goals	Shots	%	7mP	7m%	6mC	Wing	BT	9m	FB	YC	RC	2M	2+2	EX	AS	R7	TF	ST		BS	P7
1	BILYK Sergey	3																							01:37:22
3	TSAP Mykhaylo	1																2							00:13:19
4	SKYBA Mikhaylo	3	1	1	100			1/1					2		5							3	2	4	01:30:25
5	PETRENKO Yuriy	3	15	30	50			6/8	1/2	2/2	5/17	1/1	3					2	1	6	4			2	02:49:26
6	NAT Vitaliy	2	2	2	100					1/1		1/1								2	2				00:26:58
7	KOLTSOV Bogdan	3	8	12	67			/1	6/8			2/3			4			1		1		1	4		02:44:10
8	KOSYAK Alexandr	1		2	0						0/2								1	3	1				00:15:45
9	SHEL'MENKO Sergiy	3	11	33	33				2/4		8/28	1/1			1			6	1	8	1				01:43:07
10	NATALYUK Andriy	3											2	1	5						2	6	1		01:23:41
11	VASYUK Andriy	3	8	11	73			8/10			0/1								6	3					01:17:21
12	SHYPENKO Andriy																								
13	KUMOGORODSKY Oleg	3	4	8	50				1/4		1/2	2/2		1	1					2	2		3		02:59:30
16	BUDKO Yevgeniy	3																		1					01:22:38
17	MANKOVSKY Yuriy	3	1	1	100						1/1				2										00:30:07
19	NIKIFOROV Pavlo																								
20	KOSTETSKIY Yuriy	3	24	51	47	11/12	92	2/2	1/3		10/34		2					16	3	10	1				02:06:11
Totals			74	151	49	11/12	92	17/22	11/21	3/3	25/85	7/8	9	2	18			27	12	36	16	9	14		03:00:00

	Goalkeepers	M	Total			ALL Saves / Shots									
			P	Saves	Shots	%	7mP	7m%	6mC	Wing	BT	NS	NS%	9m	9m%
1	Bilyk	3	23	77	30	1/6	17	4/14	8/19		12/33	36	9/27	33	1/11
12	Shypenko														
16	Budko	3	23	54	43	3/6	50	3/7	7/16		10/23	43	10/21	48	0/4
Totals			46	131	35	4/12	33	7/21	15/35		22/56	39	19/48	40	1/15

Attacks

Team	All		Majority		Minority		Pos.		FB		Ind. FB		Team FB		TF	TF %
	G/Att.	%	G/Att.	%	G/Att.	%	G/Att.	%	G/Att.	%	G/Att.	%	G/Att.	%		
UKR	74/172	43	12/22	55	5/24	21	67/163	41	7/9	78	3/3	100	4/6	67	38	22

Key:

6mC : 6 Metre Centre Shots	Wing : Wing Shots	9m : 9 Metre Shots	7mP : 7 Metre Penalty Shots
FB : All Fast Breaks	BT : Breakthroughs	EX : Exclusions	% : Efficiency
Pos. : Position Attacks	RC : Red Cards	2M : 2 Minute Suspensions	YC : Yellow Cards
Ind. FB : Individual Fast Break	Team FB : Team Fast Breaks	TP : Time Played	TF : Technical Faults
Prop % : Proportion of Goals	ST : Steals	R7 : Received 7m-Fouls	P7 : Penalty Fouls
AS : Assists	BS : Blocked Shots	Majority : Player Majority	Minority : Player Minority
G / Att. : Goals / Attacks	2+2 : 2+2 Minute Suspensions	NS : Near Shots (incl. 6mC, BT, Wing)	



6th EUROPEAN HANDBALL CHAMPIONSHIP / EURO 2004 CUMULATIVE STATISTICS

Ukraine (UKR)

After 3 Matches

Overview of Shot Distribution

Players Goals/Shots

3 TSAP Mykhaylo

4 SKYBA Mikhaylo

1/1		

5 PETRENKO Yuriy

		1/1
1/2	/1	2/4
6/7	2/2	3/4

2-Missed 7-Blocked

6 NAT Vitaliy

		1/1
	1/1	

7 KOLTSOV Bogdan

/1	/1	1/2
		1/1
4/4		2/3

8 KOSYAK Alexandr

/1		

1-Blocked

9 SHEL'MENKO Sergiy

2/2		1/2
2/4	/1	2/5
3/4		1/2

4-Missed 6-Post 3-Blocked

10 NATALYUK Andriy

11 VASYUK Andriy

		1/1
1/2	/1	
3/3	/1	3/3

13 KUMOGORODSKY Oleg

1/1		
/2		3/3
/1		

1-Post

17 MANKOVSKY Yuriy

1/1		

19 NIKIFOROV Pavlo

20 KOSTETSKIY Yuriy

/1	2/2	2/2
4/7	/1	1/6
6/9	/2	9/13

1-Missed 2-Post 5-Blocked

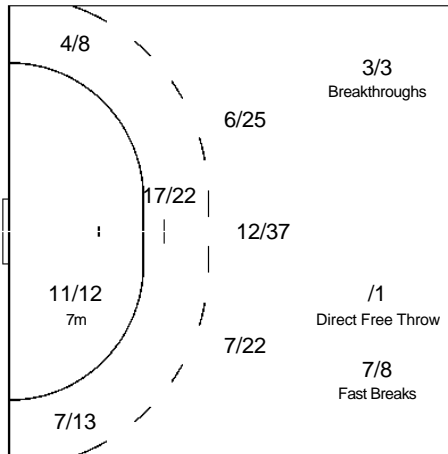
Team

Goals/Shots

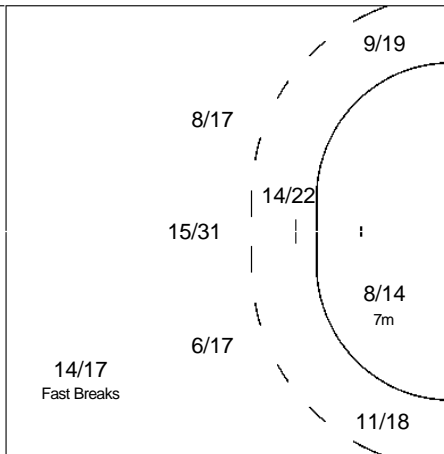
3/5	2/3	6/8
9/18	/4	10/20
23/30	3/6	18/25

7-missed 9-Post 16-Blocked

Offence



Defence



Goalkeepers

Goals/Shots

2/8	2/5	6/15
6/14	1/1	16/22
8/34	1/5	4/27

7-missed 8-Post 9-Blocked

1 Bilyk

/3	1/1	3/6
4/10	1/1	8/14
4/26	/3	2/13

4-missed 2-Post 1-Blocked

12 Shypenko

16 Budko

2/5	1/4	3/9
2/4		8/8
4/8	1/2	2/14

3-missed 6-Post 8-Blocked