



WOMEN'S EHF EURO 2024

AUSTRIA • HUNGARY • SWITZERLAND

WOMEN'S EHF EURO 2024 QUALITATIVE ANALYSIS

CONTENTS



Introduction	3
Tournament – facts & figures	4
Team performance – brief overview	5
Matches & players – facts	6
Coaches	7
Defence analysis	8
Attack analysis	9
Players for the future	12
Conclusions & findings	19
All-star Team	20



INTRODUCTION

The Women's EHF EURO 2024 qualitative summary provides an analysis of the performance of the 24 competing teams and respective players who competed at the tournament between 28 November and 15 December 2024.

The analysis focuses on providing increased visual aids for coaches to be able to put the knowledge gathered into practice. It covers coaching, tactical, and technical elements. Throughout this analysis, you can find links to selected clips from the Women's EHF EURO 2024 by clicking on the video symbol. To encompass the analysis, the software 'My Handball System' has been used for the graphics.

Further information about the event, as well as full team and player statistics, can be found on the official Women's EHF EURO 2024 website.

Expert group

Lead analyst:

Monique Tijsterman

(EHF Methods Commission – Methods & Coaching)

Experts:

Dr Zoltán Marczinka *(EHF Master Coach)*

Dr Csaba Ökrös *(EHF Master Coach)*

János Hajdu *(EHF Master Coach)*

Zoltán Kólya *(CEO Sport CAD Ltd)*



TOURNAMENT — FACTS & FIGURES

- 24 teams competed at the Women's EHF EURO 2024.
- 65 matches were played over the course of 19 days.
- The tournament was played in three countries: Austria, Hungary, and Switzerland.
- Hungary vs Türkiye (Debrecen), Spain vs Portugal (Basel), and Austria vs Slovakia (Innsbruck) were the official opening games of the EHF EURO 2024.
- During the preliminary round 3,730 spectators watched Norway vs Austria live at the Olympiahalle in Innsbruck.
- Norway participated in their 14th semi-final in 16 participations in the final tournament together with France, Hungary and Denmark.
- Hungary won their first bronze medal in 12 years.
- The final between Norway and Denmark was a repeat of the EHF EURO 2022 final.
- Norway won their 10th EHF EURO title in front of 8,700 spectators in the Wiener Stadthalle in Vienna.
- 3,495 goals were scored, Norway topping the list with 300 goals out of 441 shots with an efficiency of 68 per cent.
- Goalkeepers Anna Kristensen – DEN (nine matches, 100 saves out of 263 shots, efficiency 38.02 per cent) followed by Johanna Bundsen – SWE (eight matches, 80 saves out of 237 shots, efficiency 33.76 per cent) and Zsófi Szemerey – HUN (eight matches, 73 saves out of 189 shots, efficiency 38.62 per cent) were the goalkeepers with the most saves.
- The fastest sprint was produced by Erika Rajnohová (SVK) at 30.24 kph.
- The fastest shot recorded was by Bianca Maria Bazaliu (ROU) at 114.26 kph.



TEAM PERFORMANCE — BRIEF OVERVIEW

- The tournament produced several noteworthy performances.
- The Faroe Islands and Türkiye made their debuts at the EHF EURO.
- Austria opened their EHF EURO by winning against Slovakia with 13 goals difference. It was Austria's biggest win in EHF EURO history after a 16-year absence from the European championships.
- Türkiye won their first-ever EHF EURO point in Debrecen against North Macedonia in the preliminary round.
- In round 2 of group D in Basel, the Faroe Islands grabbed their first-ever point in a major competition against Croatia.



MATCHES & PLAYERS — FACTS

- The number of international matches played by the participating teams in 2024 is 50.5 (average). In 2022 it was 48.3.
- Several countries have introduced younger players into their teams: three players were born in 2007, seven players were born in 2006, and 21 players were born in 2005.
- On average, each team had 3.5 players under the age of 21 in their squads, compared to 1.3 players under the age of 20 in 2022:
 - 4.0 aged between 21-23, compared to 4.4 in 2022
 - 7.6 aged between 23-30 compared to 10.2 in 2022
 - 2.5 aged over 30, compared to 2.9 in 2022
- Compared to 2022 there were more players under the age of 21 active at the EHF EURO 2024.
- A lot of teams made a change after the Paris 2024 Olympic Games.
- 425 players participated at the EHF EURO 2024, of which 166 (average 39.1) play in foreign countries and 259 players (average 60.1) in their domestic leagues.
- The Netherlands were the team with the highest number of players playing in foreign countries (15 out of 16 players).
- Norway were the team with the highest average number of international appearances (117.8), followed by Sweden with 95.9.
- Ukraine and Romania were the teams with the lowest average number of international matches: 11 and 15.4, respectively.



COACHES

- 11 foreign coaches were active at the Women's EHF EURO 2024, equating to 46 per cent of participating teams; in 2022, there were six (37.5 per cent) foreign coaches active.
- Only two female coaches, Suzana Lazovic (MNE) and Monique Tijsterman (AUT), were among the 24 teams at the Women's EHF EURO.
- Prior to the EHF EURO we asked the coaches how their preparations towards the EHF EURO were going, keeping in mind that players have different preparations abroad. Most of the teams started the last preparation before the EHF EURO on November 18. The teams had an average of three matches before the EHF EURO.



DEFENCE ANALYSIS

Defence – general aspects

- Teams at the Women’s EHF EURO 2024 used a variety of defensive styles.
- Norway had the best defence with 20.3 goals conceded per 50 possessions.
- The top 20 best defenders made 81 blocks and 115 steals across the tournament.

Defence – tactical aspects

- Most of the teams used a 6:0 zone defence, although with different styles.

- The top teams used well-adjusted defending pairs in the core defence.

- Best individual defenders by statistics.

- Successful teams defended differently, but well against the line player.

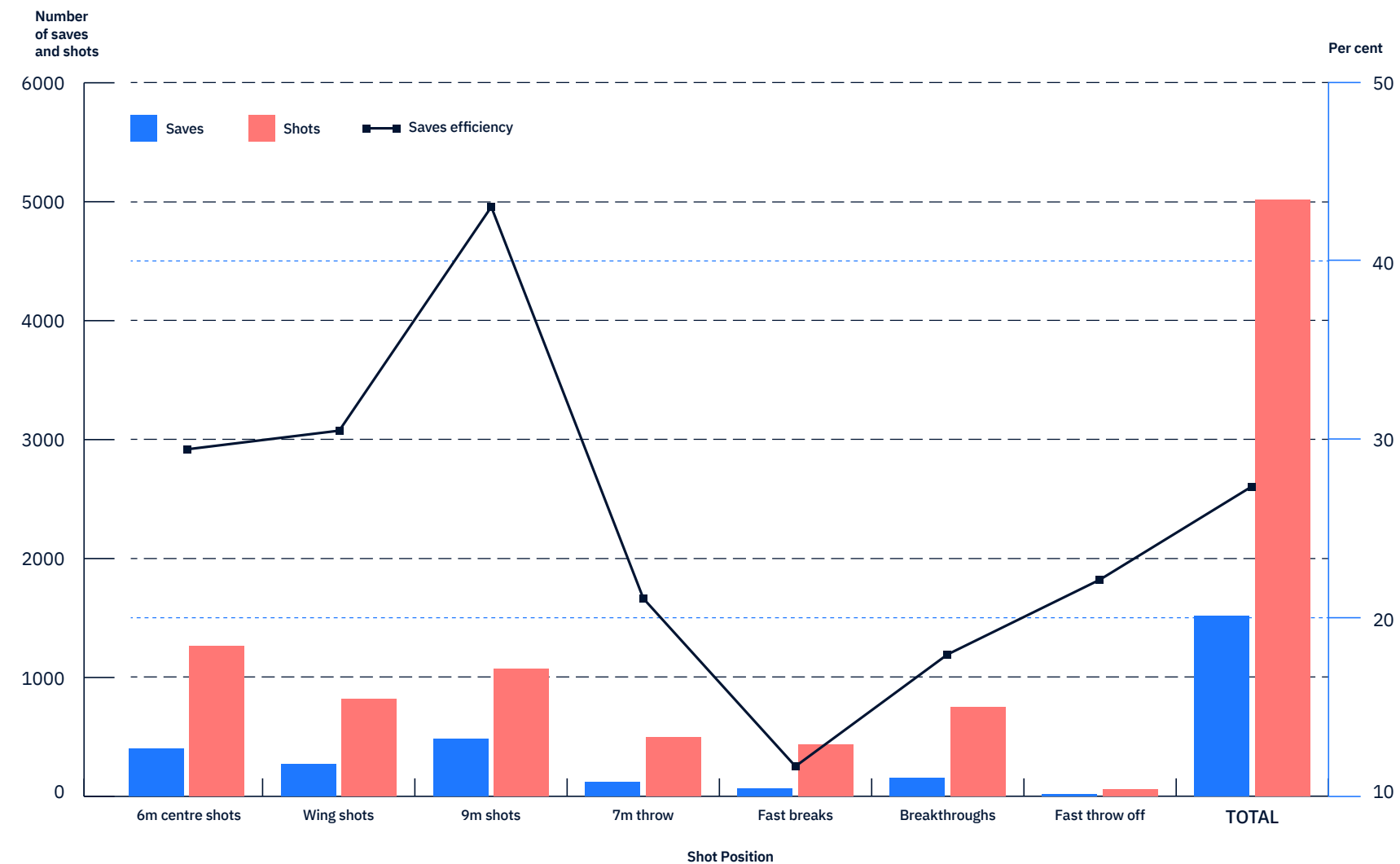
- Most of the teams defended against the wing player by switching between no. 1 and no. 2 defenders.

TOP 3 BEST DEFENDERS						
Player	Nation	Blocks	Steals	Total	Avg.	MP
Djurdjina Jaukovic	MNE	9	6	15	2.1	7
Xenia Smits	GER	11	4	15	2.1	7
Nina Bulatovic	MNE	1	11	12	1.7	7

- The goalkeepers’ performance was again a decisive factor in the teams’ success. The high and increasing saving percentage is due to a shared effort by goalkeepers and defenders

- Top teams retreat well after attack and sometimes even initiate fast break.

Overall goalkeeper saves efficiency during EHF EURO 2024

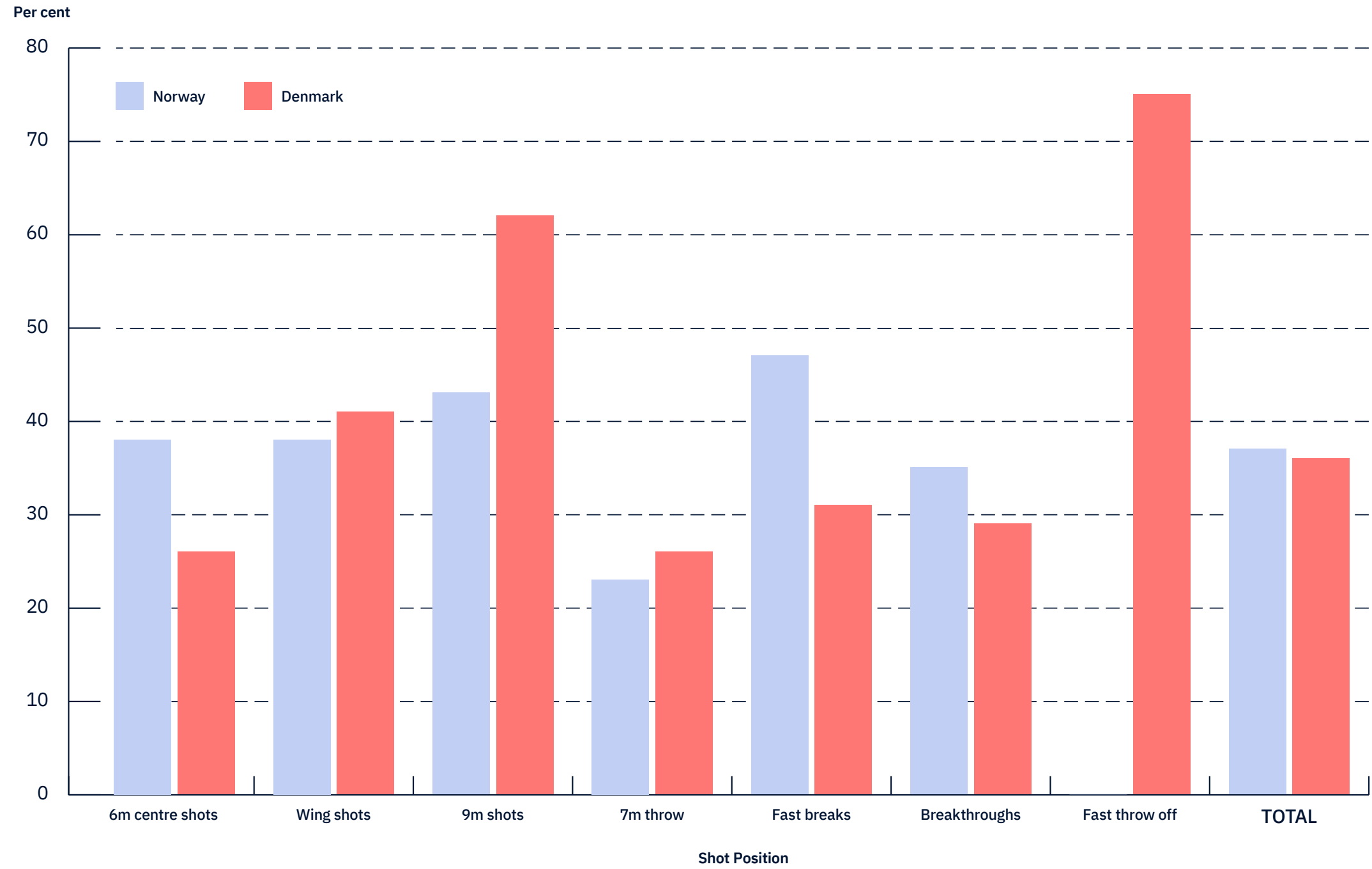


Total reflects the combined efficiency of saves from all shot positions. Save efficiency is calculated as saves/shots. Data is collected from the entire tournament.



DEFENCE ANALYSIS

Comparison of save efficiency of Norway and Denmark in 2024



Total reflects the combined efficiency of saves from all shot positions. Save efficiency is calculated as saves/shots. Data is collected from the entire tournament.



ATTACK ANALYSIS

Attack – general aspects

- At the Women’s EHF EURO 2024, 3,495 goals were scored from 5,905 shots (59 per cent). This compared to 2,492 goals out of 4,201 shots (59 per cent) at the Women’s EHF EURO 2022.

GOALS BY POSITION				
	Goals	Shots	Percentage	
			2024	2020
6m centre shots	862	1435	60%	63%
Wing shots	548	938	58%	55%
9m shots	588	1524	39%	42%
7m throw	378	528	72%	78%
Fast breaks	370	468	79%	78%
Breakthroughs	596	803	74%	74%
Empty goal	108	144	75%	69%
Fast throw off	45	64	70%	77%
TOTAL	3495	5902	59%	59%
Attacks	3495	7303	48%	49%
Majority attacks	483	802	60%	55%
Minority attacks	240	562	43%	46%
Position attacks	2972	6549	45%	47%
Fast break attacks	370	564	66%	70%
Individual fast break	34	43	79%	95%
Team fast break	336	521	64%	69%

- France and Denmark recorded sprints far more than any other team, with a total of 3,581 and 3,553, respectively.
- France and Denmark also ran the furthest, at 282.97 km and 281.70 km, respectively.
- Hungary recorded a total of 4 hours and 13 minutes in ball possession and 7,121 passes.
- Denmark were second with 4 hours and 9 minutes in ball possession and 6,845 passes and Norway third with 3 hours and 57 minutes in ball possession and 6,338 passes.

- France made 171 assists, ahead of Norway with 158 and Denmark with 138.
- Top scorer of the EHF EURO 2024 was Katrin Klujber (HUN) (nine matches, 60 goals out of 103 shots, efficiency 58.2 per cent)
- Among the best 10 top scorers were seven back, two wing and one line players.

Attack – technical aspects

- Outstanding individuals showed varied passing techniques during this EHF EURO.
- The outstanding players used a variety of faking techniques. The players of Denmark and Norway stood out when scoring after break-through.

Attack – tactical aspects

In common attack most teams played as they did in 2022 position changes between the back players and crossing with wing, back and line players was striking.

- Position change with ball.
- Position change without ball.
- Crossing with ball.
- Connecting the wing player into the play.
- Cooperation with the line player.
- When attacking in numerical superiority – six against five or seven against five and seven against six – teams often played with two line players in attack.

attack – superiority

attack – inferiority



ATTACK ANALYSIS

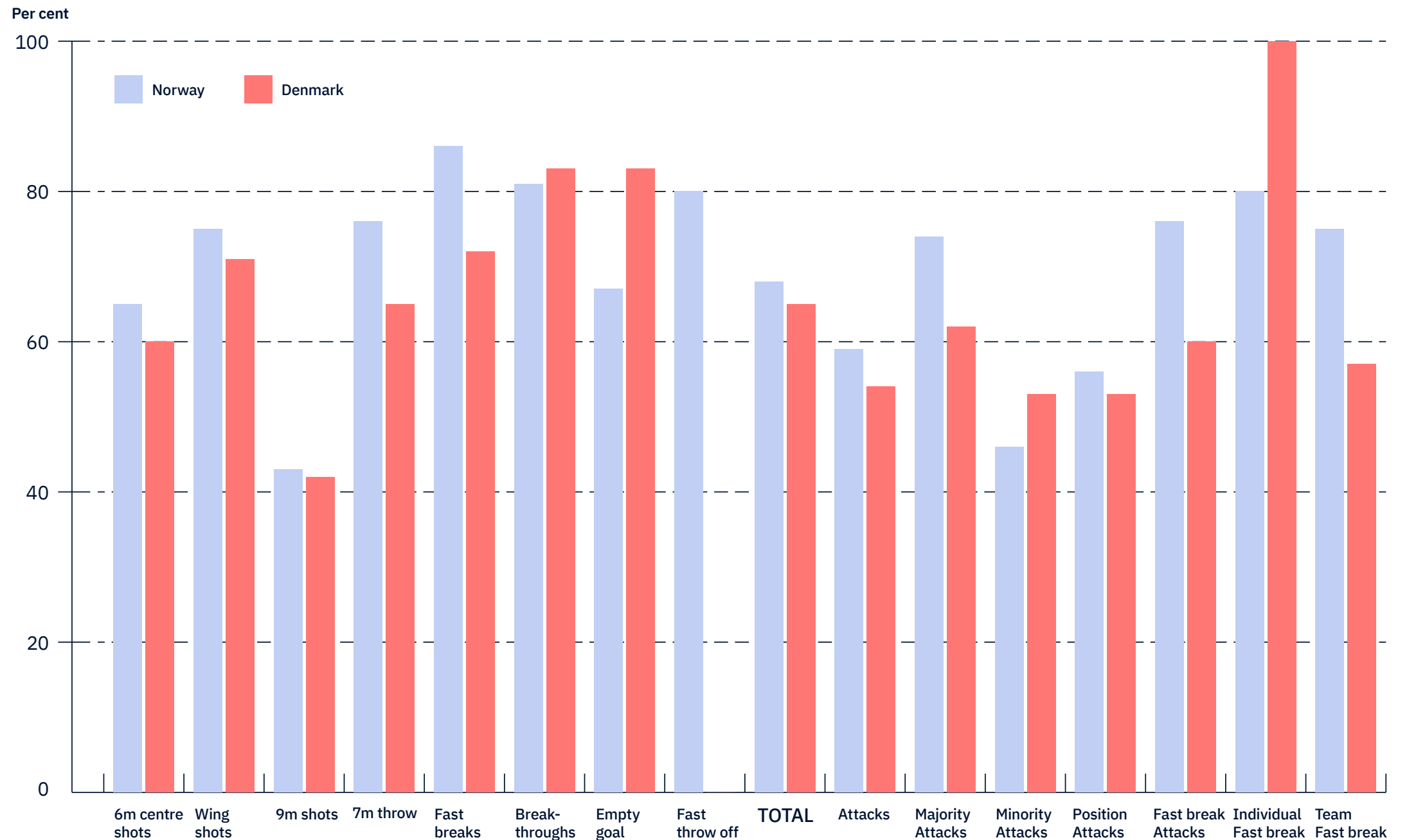
Attack transition defence – attack together with the Goalkeeper

Our general observation is that teams are equally well and diversly applied individual and team fast break.

- Fast counterattack against an empty goal
- Fast counterattack after a fast throw off
- Variety of fast counterattack
- Completing the attack when passive play signal

Example of a typical, modern attack tactical move, presented by the European champions Norway.

Comparison of scoring efficiency between Norway and Denmark in 2024

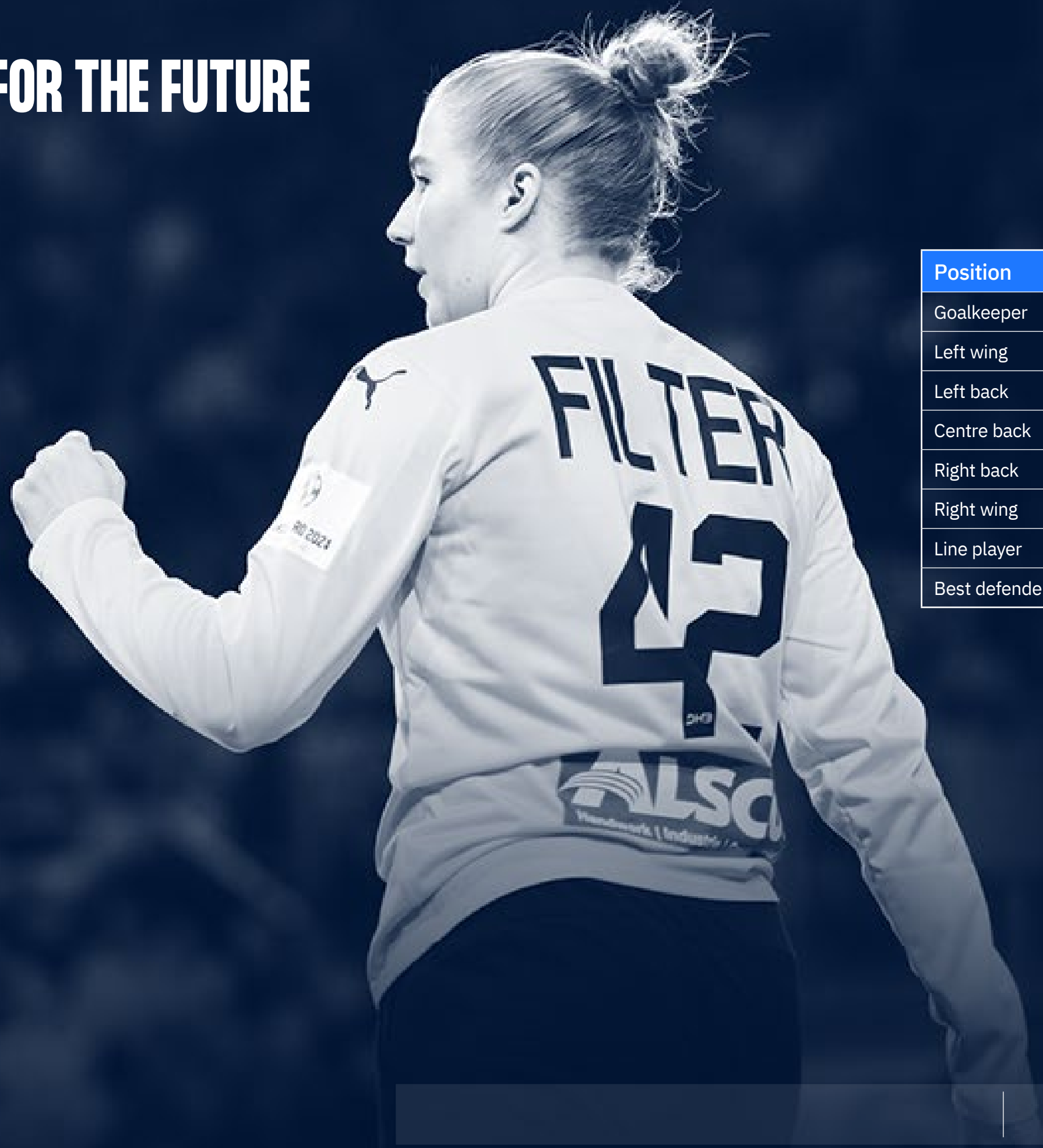


Shot Position and Types of Attacks

Total reflects the combined scoring efficiency from all shot positions. Scoring efficiency is calculated as goals/shots. Data is collected from the entire tournament.



PLAYERS FOR THE FUTURE



Position	2024	2022
Goalkeeper	Katharina Filter (GER)	Yara ten Holte (NED)
Left wing	Zoë Sprengers (NED)	Gréta Márton (HUN)
Left back	Johanna Reichert (AUT)	Petra Vamos (HUN)
Centre back	Petra Simon (HUN)	Déborah Lassource (FRA)
Right back	Nina Engel (GER)	Paula Arcos (ESP)
Right wing	Mia Emmenegger (SUI)	Mia Emmenegger (SUI)
Line player	Tabea Schmid (SUI)	Tabea Schmid (SUI)
Best defender	Judith van der Helm (NED)	

PLAYERS FOR THE FUTURE



KATHARINA FILTER

Goalkeeper

Age: 25

Matches played: 7

Shots/Saves: 151/54

Saving percentage: 36%

Katharina Filter is a goalkeeper with particularly dynamic movements, who covers the sides of the goal perfectly with both her body and position and defends with her legs just as effectively as with her arms.



PLAYERS FOR THE FUTURE



ZOË SPRENGERS

Left wing

Age: 25

Matches played: 8

Goals/Shots: 23/36

Shooting percentage: 64%

Zoë Sprengers has a wide repertoire of shots on goal; she uses lob shots, spin shots and curved shots at a high level, but she can also perform in the pivot position.



PLAYERS FOR THE FUTURE



JOHANNA REICHERT

Left back

Age: 22

Matches played: 3

Goals/Shots: 20/25

Shooting percentage: 80%

Johanna Reichert's greatest virtue is that she has a good sense of getting involved in the action and that she can hit the ball with great force and accuracy even during collisions with defenders.



PLAYERS FOR THE FUTURE



PETRA SIMON

Centre back

Age: 20

Matches played: 8

Goals/Shots: 26/40

Shooting percentage: 65%

Unexpected shots from the centre are characteristic of Petra Simon, but she often appears in the left and right back positions, where she always poses a goal threat with her breakthroughs. She can create situations for her teammates with her sensational vision and passing.



PLAYERS FOR THE FUTURE



NINA ENGEL

Right back

Age: 21

Matches played: 7

Goals/Shots: 23/35

Shooting percentage: 66%

Nina Engel mainly uses her abilities with her dynamic and good rhythm and change of direction breakthroughs, even despite the direct obstruction of the defenders.



PLAYERS FOR THE FUTURE



MIA EMMENEGGER

Right wing

Age: 19

Matches played: 7

Goals/Shots: 30/51

Shooting percentage: 59%

Mia Emmenegger has also been nominated as a young talent in the past and has proven her exceptional shooting skills in her own post and during fast breaks.



PLAYERS FOR THE FUTURE



TABEA SCHMID

Line player

Age: 21

Matches played: 7

Goals/Shots: 44/62

Shooting percentage: 71%

Tabea Schmid was also among the young talents of the previous European championship, and her ball possessions and movement skills have visibly improved. She makes good use of her physical strength: most of the time the defenders cannot stop her, even in case of a foul.



PLAYERS FOR THE FUTURE



JUDITH VAN DER HELM

Best defender

Age: 19

Matches played: 8

Goals/Shots: 12/16

Shooting percentage: 75%

Shooting percentage: 75%

Blocks/steals: 6/6

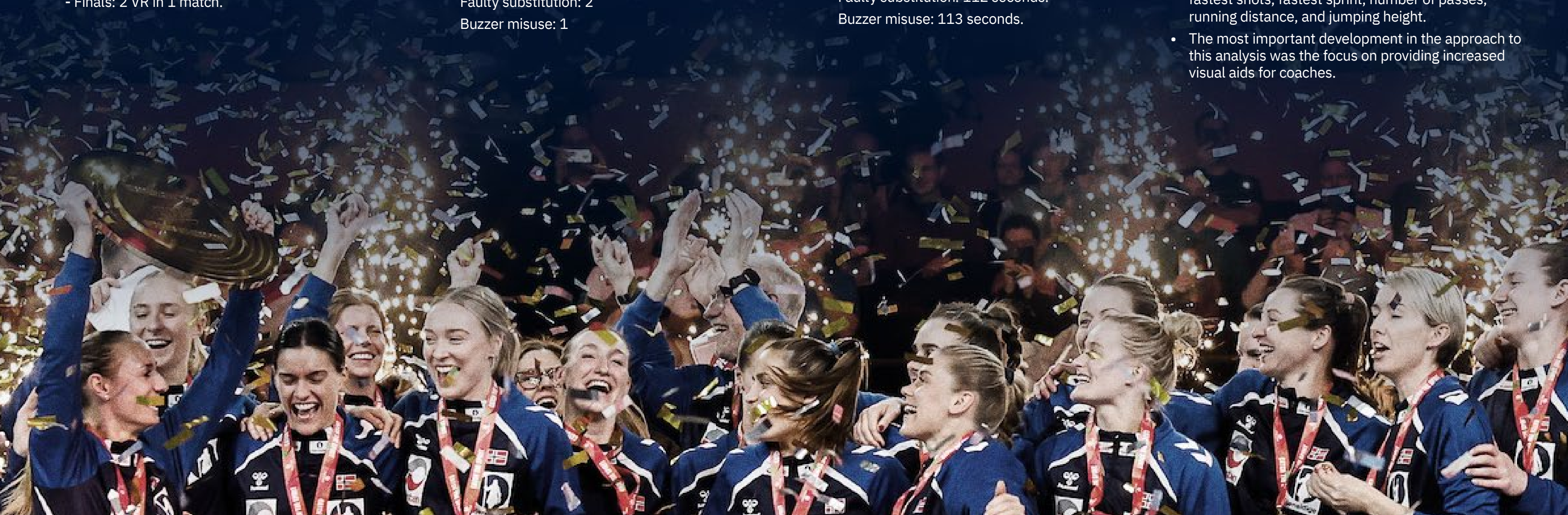
Judith van der Helm is positioned in the middle of the defence and makes good use of her height when blocking, as well as reading the opponent's movements well in one-on-ones and in the cross movements of the attackers.



CONCLUSIONS & FINDINGS

9. Conclusions and findings

- Norway won their 10th Women's EHF EURO title.
- Referees used the instant video replay (VR) system:
 - Preliminary round: 29 VR in 36 matches.
 - Main round: 17 VR in 12 matches.
 - Finals: 2 VR in 1 match.
- Types of incidents using VR:
 - Total number of matches: 65.
 - Total number of video reviews: 48.
 - Penalisation: 26
 - Goal/no goal: 19
 - Faulty substitution: 2
 - Buzzer misuse: 1
- VR average duration:
 - Preliminary round 108 seconds, main round 105 seconds and finals 102 seconds
 - Penalisation: 117 seconds.
 - Goal/no goal: 92 seconds.
 - Faulty substitution: 112 seconds.
 - Buzzer misuse: 113 seconds.
- The analysis of real-time data is again crucial to the development of handball because it can modify training methods and help players improve their qualities.
- The real-time data provided us with important information on areas such as the top scorers, fastest shots, fastest sprint, number of passes, running distance, and jumping height.
- The most important development in the approach to this analysis was the focus on providing increased visual aids for coaches.



ALL-STAR TEAM

The All-star Team was based on thousands of votes from fans and a panel of EHF experts.



GOALKEEPER & MVP

Anna Kristensen
Age: 24
Matches played: 9
Shots/saves: 263/100
Saving percentage: 38%



LEFT WING

Emma Friis
Age: 25
Matches played: 8
Goals/shots: 26/34
Shooting percentage: 76%
Assists: 1



LEFT BACK

Tjaša Stanko
Age: 27
Matches played: 7
Goals/shots: 48/75
Shooting percentage: 64%
Assists: 41



CENTRE BACK

Henny Reistad
Matches played: 9
Goals/shots: 50/81
Shooting percentage: 62%
Assists: 45



RIGHT BACK

Katrin Klujber
Age: 25
Matches played: 9
Goals/shots: 60/103
Shooting percentage: 58%
Assists: 28



RIGHT WING

Viktória Györi-Lukács
Age: 29
Matches played: 9
Goals/shots: 42/60
Shooting percentage: 70%
Assists: 4



LINE PLAYER

Tatjana Brnovic
Age: 26
Matches played: 7
Goals/shots: 23/31
Shooting percentage: 74%
Assists: 19



BEST DEFENDER

Pauletta Foppa
Age: 23
Matches played: 9
Goals/shots: 23/33
Shooting percentage: 70%
Blocks/steals 3/8
Assists: 21



YOUNG PLAYER

Petra Simon
Age: 20
Matches played: 9
Goals/shots: 26/40
Shooting percentage: 65%
Assists: 23

EHF Sport & Game Service
Baumgasse 60A
1030 Vienna, Austria
+43 1 80 151 112
www.eurohandball.com



EHF
COMPETENCE
ACADEMY &
NETWORK